

# Antica Ceramica Rubiera

P R O D U C T S B O O K # 3 2





[www.anticaceramica.it](http://www.anticaceramica.it)

# collection index

## Marble & Stone look

ONYX	PG 30
CONTERO STONE	PG 36
SHELLSTONE	PG 42
ASPEN	PG 48
WALK	PG 52
IROC	PG 58
MEMENTO TRAVERTINO	PG 64
ERMETICA	PG 68
NATURE OUT	PG 72
PIETRA DI BALI / BLUE WAVE	PG 76
PIETRONE - ROCCIONE	PG 80
STONE MIX	PG 84

## Concrete & Resin look

MATERIA	PG 90
ABITA	PG 96
PORTLAND	PG 100
CONTEMPORARY	PG 104
CULT	PG 108
EMOTION	PG 112
EVOQ	PG 116
CEMENTONE OUT	PG 120

## Wood look

TEQA	PG 126
DOWNTOWN WOOD	PG 134
FRAME	PG 138
SIERRA	PG 142

## Wall design

DECORS	PG 148
CROMATICA	PG 158
ACTION	PG 164
ARTISTIC STONE	PG 172
VILLAGE COLOR	PG 176
TINTA UNITA	PG 180
ARDESIA	PG 182
DOLMEN	PG 186
BRICK	PG 190
GRANITI	PG 194
MURETTI	PG 198
MURO DI SIENA / ASSISI	PG 202

## Outdoor spaces

TRADITIONAL OUTDOOR	PG 208
ULTRA OUTDOOR	PG 210

# Antica Ceramica Rubiera

Since 1961

Antica Ceramica Rubiera Uffici, Stabilimento Produttivo e Magazzino  
(Offices, Production Plant and Warehouse)

Le associate

Cotto  $\pi$  Petrus

Since 1972

Dado Ceramica

Since 1980

domus linea

Since 1960

ECODADO+GROUP

## Antica Ceramica Rubiera: La Forza delle Sinergie, la Qualità del Made in Italy

Antica Ceramica Rubiera è partner attivo di EcoDado+Group formato dalla collaborazione industriale e commerciale delle associate Antica Ceramica Rubiera, Dado Ceramica, Cotto Petrus e Domus Linea operanti sotto il comune marchio distintivo. EcoDado+Group è un gruppo industriale italiano che produce e commercializza rivestimenti in bicottura atomizzata, pavimenti in gres porcellanato, klinker e cotto. Grazie all'utilizzo delle più moderne tecnologie e alla solida esperienza di persone dedicate con passione alla ricerca di design e della qualità, soddisfiamo le esigenze dei nostri clienti in tutto il mondo. Tutte le società vantano i migliori requisiti produttivi e commerciali acquisiti nel corso di decenni di investimenti e sperimentazioni che hanno portato all'utilizzo delle più moderne soluzioni produttive.



**Dado Ceramica**  
Uffici e Stabilimento Produttivo  
(Offices and Production Plant)



**Cotto Petrus** Uffici, Stabilimento Produttivo,  
Atomizzatore e Magazzino  
(Offices, Production Plant, Spray dryer and  
Warehouse)



**Domus Linea** Uffici, Stabilimento Produttivo,  
Atomizzatore e Magazzino  
(Offices, Production Plant, Warehouse)

**Antica Ceramica Rubiera: The Power of Synergies, the Quality of Made in Italy.** Antica Ceramica Rubiera is an active partner of EcoDado+Group, formed through the industrial and commercial collaboration of the associated companies Antica Ceramica Rubiera, Dado Ceramica, Cotto Petrus and Domus Linea, operating under a common distinctive brand. EcoDado+Group is an Italian industrial group that produces and markets double-fired wall tiles, porcelain stoneware floor tiles, clinker and terracotta products. Thanks to the use of the most advanced technologies and the solid experience of people who dedicate their work with passion to the pursuit of design and quality, we meet the needs of our customers worldwide. All companies boast top-tier production and commercial standards, acquired through decades of investment and experimentation that have led to the implementation of the most modern manufacturing solutions.

**Antica Ceramica Rubiera : La Force des Synergies, la Qualité du Made in Italy.** Antica Ceramica Rubiera est un partenaire actif d'EcoDado+Group, né de la collaboration industrielle et commerciale des sociétés associées Antica Ceramica Rubiera, Dado Ceramica, Cotto Petrus et Domus Linea, opérant sous une marque distinctive commune. EcoDado+Group est un groupe industriel italien qui produit et commercialise des revêtements muraux en bicuison atomisée, des sols en grès cérame, du clinker et de la terre cuite. Grâce à l'utilisation des technologies les plus modernes et à l'expérience solide de personnes qui consacrent leur travail avec passion à la recherche du design et de la qualité, nous répondons aux exigences de nos clients dans le monde entier. Toutes les sociétés bénéficient des meilleures exigences de production et commerciales, acquises au fil de décennies d'investissements et d'expérimentations ayant mené à l'utilisation delle solutions de production les plus modernes.

**Antica Ceramica Rubiera: Die Kraft der Synergien, die Qualität des Made in Italy.** Antica Ceramica Rubiera ist ein aktiver Partner von EcoDado+Group, die aus der industriellen und kommerziellen Zusammenarbeit der verbundenen Unternehmen Antica Ceramica Rubiera, Dado Ceramica, Cotto Petrus und Domus Linea entstanden ist und unter einer gemeinsamen, unverwechselbaren Marke tätig ist. Die EcoDado+Group ist eine italienische Industriegruppe, die Wandfliesen in doppelt gebrannter Keramik, Feinsteinzeugböden, Klinker und Terrakotta produziert und vermarktet. Dank des Einsatzes modernster Technologien und der fundierten Erfahrung von Menschen, die ihre Arbeit mit Leidenschaft der Suche nach Design und Qualität widmen, erfüllen wir die Anforderungen unserer Kunden weltweit. Alle Unternehmen verfügen über erstklassige Produktions- und Vertriebsstandards, die durch jahrzehntelange Investitionen und Erprobungen erworben wurden und zum Einsatz modernster Fertigungslösungen geführt haben.

# Antica Ceramica Rubiera: Design e Qualità Senza Confini.

Nasce nel 1961 a Rubiera (RE), nel cuore del comprensorio ceramico, tra le provincie di Reggio Emilia e Modena. Da 60 anni produce piastrelle da pavimento e rivestimento, con una presenza costantemente crescente sul mercato italiano ed internazionale.

**Antica Ceramica Rubiera: Design and Quality Without Boundaries.** Founded in 1961 in Rubiera (RE), in the heart of the ceramic district between the provinces of Reggio Emilia and Modena. For 60 years, it has produced floor and wall tiles, with a steadily growing presence in both the Italian and international markets.

**Antica Ceramica Rubiera : Design et Qualité Sans Frontières.** Fondée en 1961 à Rubiera (RE), au cœur du district céramique, entre les provinces de Reggio Emilia et Modène. Depuis 60 ans, elle produit des carreaux de sol et de revêtement, avec une présence en constante augmentation sur le marché italien et international.

**Antica Ceramica Rubiera: Design und Qualität Ohne Grenzen.** Gegründet 1961 in Rubiera (RE), im Herzen des Keramikbezirks zwischen den Provinzen Reggio Emilia und Modena. Seit 60 Jahren produziert das Unternehmen Boden- und Wandfliesen und ist auf dem italienischen und internationalen Markt kontinuierlich gewachsen.



Dado Ceramica Magazzino (Warehouse)



## 1992

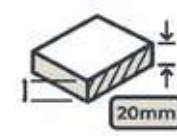
Produzione interna dei pezzi speciali da pavimento

## 2000

Antica Ceramica Rubiera realizza la conversione della monocottura in gres porcellanato smaltato speciali da pavimento

## 2005

Antica Ceramica Rubiera e Cotto Petrus iniziano la produzione dei grandi formati



## 2011

Introduzione della tecnologia digitale HD in octacromia

## 2012

Completo rinnovo degli impianti produttivi di Rubiera: produzione di formati fino a 120 cm

## 2013

Inizia la produzione degli spessorati da 20 mm

## 2014

Conseguimento della Certificazione ISO 9001



## 2016

Conseguimento della Certificazione ISO 50001  
Conseguimento della Certificazione UNI EN ISO 45001

## 2019

Installazione di atomizzatore per la produzione di impasto di gres ceramico



## 2020

Attivato atomizzatore "ATM" di ultima generazione da 28,000 kg/h. Conseguimento della Certificazione Upec

## 2023

Installazione dell'impianto fotovoltaico 25.000 mq copertura totale 2.5 milioni di KW di potenza

## 2024

Diventa partner attivo di Domus Linea



## 2025

Installazione di un impianto di cogenerazione ad alta efficienza e avviata la produzione del nuovo formato 120x120 cm: un doppio investimento in innovazione e performance

## 2026

Conseguimento della Certificazione UPECF+

### 1992

**1992** In-house production of trim tiles for flooring. **Production interne de pièces spéciales pour le carrelage de sol.** Interne Produktion von Formteilen für den Fußboden.

**2000** Antica Ceramica Rubiera converts its single-fired production to special glazed porcelain stoneware for floors. **Antica Ceramica Rubiera convertit sa production de monocuisson en grès cérame émaillé spécial pour sols.** Antica Ceramica Rubiera stellt die Produktion von Einbrandfliesen auf spezielles glasiertes Feinsteinzeug für Böden um.

**2005** Antica Ceramica Rubiera and Cotto Petrus begin the production of large-size tiles. **Antica Ceramica Rubiera et Cotto Petrus commencent la production de grands formats.** Antica Ceramica Rubiera und Cotto Petrus beginnen mit der Produktion von Großformaten.

### 2010

**2011** Introduction of octochrome HD digital technology. **Introduction de la technologie numérique HD en octochromie.** Einführung der digitalen Achtfarben-Technologie in HD.

**2012** Total refit of the manufacturing facility at Rubiera: production of sizes up to 120 cm. **Rénovation complète des unités de production de Rubiera: production de formats jusqu'à 120 cm.** Komplette Erneuerung der Produktionsanlagen in Rubiera: Produktion von Formaten bis 120 cm.

**2013** Start of production of 20 mm thicknesses. **Début de la production des épaisseurs majorées 20 mm.** Beginn der Produktion der extrastarken 20 mm-Fliesen.

**2014** ISO 9001 Certification obtained. **Obtention de la Certification ISO 9001.** Zertifizierung nach ISO 9001.

### 2015

**2016** ISO 50001 Certification obtained UNI EN ISO 45001 Certification obtained. **Obtention de la Certification UNI CEI ISO 50001:2011** / **Obtention de la certification UNI EN ISO 45001.** Zertifizierung nach UNI CEI ISO 50001:2011 / Zertifizierung nach UNI EN ISO 45001.

**2019** Installation of an spray dryer for the production of ceramic stoneware dough. **Installation d'un atomiseur pour la production de pâte de grès cérame.** Installation eines Zerstäubers zur Herstellung von Feinsteinzeugmasse.

### 2020

**2020** Activated a new generation atomizer of 28.000 kg/h. UPEC Certification obtained. **Atomiseur ATM de dernière génération de 28 000 kg / h activé. Obtention de la Certification UPEC.** Aktiviert den ATM-Zerstäuber der neuesten Generation mit 28.000 Kg/h. Zertifizierung nach UPEC.

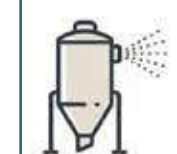
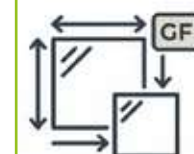
**2023** installation of a photovoltaic system 25,000 m2 total area 2.5 million kW of power. **Installation d'un système photovoltaïque de 25 000 m2, couverture totale de 2,5 millions de kW de puissance.** Installation einer Photovoltaikanlage von 25.000 m2 und mit vollständeriger Abdeckung. Leistung : 2,5 Millionen KW.

**2024** Become an active partner of Domus Linea. **Devenez partenaire actif de Domus Linea.** Werden Sie aktiver Partner von Domus Linea

### 2025

**2025** Installation of a high-efficiency cogeneration plant and launch of production of the new 120x120 cm format: a dual investment in innovation and performance. **Installation d'une centrale de cogénération à haute efficacité et lancement de la production du nouveau format 120x120 cm : un double investissement dans l'innovation et la performance.** Installation einer hocheffizienten Kraft-Wärme-Kopplungsanlage und Start der Produktion des neuen Formats 120x120 cm: eine doppelte Investition in Innovation und Leistung.

**2026** UPECF+ Certification obtained. **Obtention de la Certification UPECF+.** Zertifizierung nach UPECF+.



# L'essenza della ceramica italiana.

I numeri di Ecodado+ Group raccontano chi siamo: la forza congiunta di quattro aziende associate. Una realtà industriale solida e in continua evoluzione, capace di coniugare innovazione tecnologica, capacità produttiva e attenzione all'ambiente, portando l'eccellenza della ceramica italiana nel mondo.

**The essence of Italian ceramics.** The numbers behind Ecodado+ Group tell our story: the combined strength of four associated companies. We are a solid, ever-evolving industrial reality, capable of merging technological innovation, production capacity, and environmental stewardship, bringing the quality of Italian ceramics to the world.


**L'essence de la céramique italienne.** Les chiffres d'Ecodado+ Group racontent qui nous sommes : la force conjointe de quatre sociétés associées. Une réalité industrielle solide et en constante évolution, capable d'allier innovation technologique, capacité de production et respect de l'environnement, portant l'excellence de la céramique italienne dans le monde entier.

**Die Essenz italienischer Keramik.** Die Kennzahlen der Ecodado+ Group erzählen unsere Geschichte: die gebündelte Kraft von vier Partnerunternehmen. Wir sind ein solides, sich ständig weiterentwickelndes Industrieunternehmen, das technologische Innovation, Produktionskapazität und Umweltbewusstsein vereint und die Qualität italienischer Keramik in die Welt trägt.



**4**

**Laboratori**  
Workshops  
Laboratoires  
Labor



**5**

**Stabilimenti**  
Operations  
Etablissements  
Werke



**6**

**Depositi**  
Warehouses  
Dépôts  
Laeger



**1**

**Atomizzatore**  
Atomizer  
Atomiseur  
Atomizer



**>22%**

**Materiale riciclato**  
Recycled material  
Recycled material  
Recycled material



**>60**

**Le nazioni servite**  
Countries served  
Les nations servies  
Belieferten Laenderù



**11.000.000 mq**

**Capacità produttiva per anno**  
Production capacity per year  
Capacité de production par année  
Jaerliche Produktionskapazitaet



**300.000 mq**

**Area industriale**  
Industrial area  
Zone industrielle  
Industriegebiet



**36.000 mq**

**Capacità produttiva per giorno**  
Production capacity per day  
Capacité de production par jour  
Taegliche Produktionskapazitaet



## CERTIFICATIONS

# Design consapevole, produzione responsabile.

Antica Ceramica Rubiera adotta processi produttivi a basso impatto ambientale:

- 100 % riciclo delle acque di processo
- 100 % degli scarti crudi e cotti
- Riduzione costante delle emissioni e dei consumi energetici

La lunga durata del gres porcellanato riduce gli interventi di sostituzione e manutenzione, contribuendo a un consumo più sostenibile delle risorse.



### Conscious design, responsible production.

Antica Ceramica Rubiera adopts low environmental impact manufacturing processes:

- 100% recycling of process water
- 100% recovery of unfired and fired waste
- Continuous reduction of emissions and energy consumption.

The long-lasting durability of porcelain stoneware reduces replacement and maintenance needs, contributing to more sustainable resource use.

### Design responsible, production durable.

Antica Ceramica Rubiera adopte des processus de fabrication à faible impact environnemental :

- Recyclage à 100 % des eaux de process
- Récupération 100 % des déchets crus et cuits
- Réduction continue des émissions et de la consommation énergétique.

La grande durabilité du grès cérame limite les interventions de remplacement et de maintenance, contribuant à une utilisation plus durable des ressources.

### Bewusstes Design, verantwortungsvolle Produktion.

Antica Ceramica Rubiera setzt auf Produktionsprozesse mit geringer Umweltbelastung:

- 100 % Recycling des Prozesswassers
- Vollständige Rückgewinnung von Roh- und Brennverlusten
- Kontinuierliche Reduzierung von Emissionen und Energieverbrauch.

La grande durabilité du grès cérame limite les interventions de remplacement et de maintenance, contribuant à une utilisation plus durable des ressources.

UPEC | UPEC F+  
 EN ISO 9001:2015  
 EN ISO 14001:2015  
 EN ISO 50001:2018  
 EN ISO 45001:2018  
 UNI EN ISO 14021: 2016  
 ENVIRONMENTAL PRODUCT DECLARATION (EPD)

# I valori della ceramica.

The benefits of ceramic tiles.

Les avantages de la céramique.

Die Vorteile der Keramik.

**Igienica** La ceramica è uno dei materiali più igienici, non fa odore, si pulisce facilmente con tutti i prodotti per la pulizia della casa. **Hygienic** Ceramic is one of the most hygienic of all materials. It's odourless and easy to clean using any household detergent. **Hygiénique** La céramique est l'un des matériaux les plus hygiéniques, elle ne sent pas, elle est nettoyée facilement avec tous les produits. **Hygienisch** de nettoyage ménagers. Keramik ist eines der beliebtesten hygienischen Materialien, geruchlos, leicht zu reinigen mit allen Hausreinigungsmittel.

**Sicura** La ceramica è un materiale sicuro, che viene dalla terra, quindi naturale, non contiene plastica ed è completamente riciclabile. **Safe** Ceramic is a safe, natural material that originates from the earth. It does not contain plastic and is completely recyclable. **Sécurité** La céramique est un matériau sûr, qui vient de la terre, donc naturel, ne contient pas de plastique et est entièrement recyclable. **Sicher** Keramik ist ein sicheres Material, das kommt von der Erde, so natürlich, enthält es nicht Kunststoff und ist vollständig recycelbar.

**Dura a lungo** La ceramica è un materiale duraturo, inalterabile, si pulisce facilmente ed è sempre come nuovo anche col passare del tempo. **Long-lasting** Ceramic is a durable and hard-wearing material. It's easy to clean and always looks as good as new. **Dure longtemps** La céramique est un matériau durable et inaltérable, elle est facile à nettoyer et est toujours comme neuve même au fil du temps. **Haltbar** Keramik ist ein dauerhaftes Material, unveränderlich, leicht zu reinigen und auch mit der Zeit ist immer so wie neu.

**Versatile** La ceramica - con la sua infinita varietà di formati e superfici - è adatta per ogni ambiente, ideale per pavimenti e pareti, per piani di lavoro e tavoli. **Versatile** With its infinite variety of sizes and surfaces, ceramic is suitable for any application, whether floors or walls, countertops or tables. **Polyvalent** La céramique - avec sa variété infinie de formats et de surfaces - convient à tout environnement, idéale pour les sols et les murs, pour les plans de travail et les tables. **Vielseitig** Keramik mit der unendlichen Vielfalt von Formaten und Oberflächen ist für jeden Raum geeignet, ideal für Böden und Wände, für Arbeitsflächen und Tische.

**Resistente** La ceramica è un materiale forte perchè non si deforma, non gela e resiste ai detergenti chimici più aggressivi. **Resistant** Ceramic is a strong material that does not change shape or freeze and is resistant to even the most aggressive chemical detergents. **Résistant** La céramique est un matériau solide car elle ne se déforme pas, ne gèle pas et résiste aux détergents chimiques les plus agressifs. **Beständig** Keramik ist ein starkes Material, weil verformt sich nicht, friert nicht ein und widersteht aggressivere chemische Reiniger.

**Non brucia** In caso di incendio, la ceramica non rilascia sostanze nocive, nè per l'uomo nè per l'ambiente, perchè non brucia. **It does not burn** It does not burn and in the event of fire does not release substances that are harmful to people or the environment. **Ve brûle pas** En cas d'incendie, la céramique ne dégage pas de substances nocives, ni pour l'homme ni pour l'environnement, car elle ne brûle pas. **Feuerfest** Im Brandfall löst sich die Keramik nicht Schadstoffe, weder für den Menschen noch für die Umwelt, weil es nicht brennt.

**Stabile** Un pavimento in ceramica è pratico e stabile e si posa facilmente nei negozi, nei ristoranti, negli uffici e in ogni tipo di locale. **Stable** A ceramic floor is practical, stable and can be easily skillfully installed in shops, restaurants, offices and surfaces of all kinds. **Stable** Un sol en céramique est pratique et stable et peut être facilement installé dans les magasins, restaurants, bureaux et dans tous les types de locaux. **Stabil** Ein Keramikboden ist praktisch und stabil und passt ohne probleme in Geschäfte, in Restaurants, Büros und Lokalen allen Arten.

**Ecologica** La ceramica è un materiale sostenibile che rispetta l'ambiente e la salute perchè è prodotta in conformità con tutte le normative europee. **Ecofriendly** Ceramic is a sustainable material that is healthy and environment-friendly because it is produced in full compliance with European and American standards. **Écologique** La céramique est un matériau durable qui respecte l'environnement et la santé car il est produit dans le respect de toutes les réglementations européennes. **Ökologisch** Keramik ist ein nachhaltiges Material, das die Umwelt und die Gesundheit respektiert, in Übereinstimmung mit allen Vorschriften der europäischen Normen.



# Oltre la Superficie: Estetica e Performance.

Beyond the Surface: Aesthetics and Performance.

Au-delà de la Surface : Esthétique et Performances.

Jenseits der Oberfläche: Ästhetik und Leistung.

**Le superfici 3D** sono state sviluppate attraverso la combinazione delle più innovative tecnologie produttive e di materie prime di altissima qualità. Questi prodotti, identificati con logo 3d, hanno una superficie tridimensionale, ottenuta durante il processo di lavorazione, che mostra maggiore profondità sui motivi selezionati.

**The 3D surfaces** have been developed through the combination of cutting edge technology and of premium raw materials. These products, showing 3D logo, have a three-dimensional surface, also known as carving that is obtained during the manufacturing process, showing more depth on the selected patterns.

**Les surfaces 3D** ont été développées grâce à la combinaison de technologies de production les plus innovantes et matières premières de la plus haute qualité. Ces produits, identifiés par un logo 3D, ont une surface tridimensionnelle, obtenue au cours du processus de fabrication, qui montre plus de profondeur sur les motifs sélectionnés.

**Die 3D Oberflächen** sind durch die Kombination der innovativsten Produktionstechnologien und dank sehr hochwertiger Rohstoffe entwickelt worden. Diese Produkte, die mit Logo 3D gekennzeichnet werden, haben eine dreidimensionale Oberfläche die während des Herstellungsprozesses erhalten worden ist : diese Prozesse zeigt außerdem mehr Tiefe bei den ausgewählten Motiven.

Il gres porcellanato **naturale**, risultante dalla produzione del gres senza applicazione di ulteriori processi, si presenta con una superficie più o meno ruvida e non brillante. Risulta avere delle performance tecniche più adatte in ambienti o installazioni ad intenso traffico o in cui vengono spesso usati agenti chimici aggressivi. Le caratteristiche tecniche garantiscono risultati duraturi.

The **natural finish** porcelain stoneware is the product as it comes out of the kiln, without any additional treatment. The surface can have different degrees of roughness depending on the item and glaze, and always a non shiny, matt, surface. It is the most suitable product for high traffic areas or where intense and frequent cleaning is done with the use of aggressive chemical agents. The technical characteristics of this finish guarantee long lasting results.

Le grès cérame **naturel**, issu de la fabrication de grès sans aucune autre transformation, présente une surface plus ou moins rugueuse et non pas brillante. Il présente des performances techniques les plus appropriées dans les environnements ou les installations à trafic intense ou dans lesquels des agents chimiques agressifs sont souvent utilisés. Les caractéristiques techniques garantissent des résultats durables.

**Natursteinzeug**, das bei der Herstellung von Steinzeug ohne weitere Verfahren anfällt, zeigt eine mehr oder weniger raue und nicht brillante Oberfläche. Es hat die am besten geeignete technische Leistung in Umgebungen oder Anlagen mit hohem Verkehrsaufkommen oder wo häufig aggressive chemische Mittel verwendet werden. Die technischen Eigenschaften garantieren dauerhafte Ergebnisse.

La finitura **Lappato plus+** conferisce alla piastrella la lucentezza e la riflettenza tipici di uno specchio. Si tratta di un procedimento meccanico in cui le mole vanno a lavorare la speciale graniglia sulla superficie della piastrella, riducendone la rugosità, fino a renderla perfettamente liscia, come uno specchio appunto, e permettendo alla stessa di brillare di luce riflessa. La piastrella con finitura lappato plus presenta una maggior definizione della grafica ed una brillantezza inusuale che la rendono adatta a tutti gli ambienti.

The **Lappato plus+** production process reaches the sheen and light reflectance of a mirror. It is a mechanical process in which the grindstones smoothen the special grit (graniglia) until a perfect smoothing is achieved and light can be reflected in mirror like fashion. Graphics are better defined and the unusual brightness make for an outstanding look capable to enhance all and any setting.

La finition **Lappato plus+** confère aux carreaux la brillance et la réflectance typiques d'un miroir. C'est un processus mécanique dans lequel les meules travaillent le grain spécial sur la surface du carreau, en réduisant sa rugosité, en le rendant parfaitement lisse, à la manière d'un miroir, et en lui permettant de briller avec une lumière réfléchie. La tuile avec une finition Lappato Plus a une plus grande définition du graphique et une brillance inhabituelle qui le rendent approprié à tous les environnements.

Die Behandlung **Lappato plus+** verleiht der Fliese den für einen Spiegel typischen Glanz und Reflexionsgrad. Es ist ein mechanischer Vorgang, bei dem die Schleifscheiben das Speziale Korn auf der Fliesenoberfläche bearbeiten, die Rauheit reduzieren, sie perfekt glatt wie ein Spiegel machen und sie mit reflektiertem Licht leuchten lassen. Die Lappato + Fliese hat eine bessere Definition der Grafik und eine ungewöhnliche Brillanz, die sie für alle Bereiche geeignet macht.

## CROSS & MATCH

# Sfoggia il catalogo e crea il tuo stile!

Antica Ceramica Rubiera rompe il consueto schema degli abbinamenti obbligati all'interno della stessa serie. Interni ed esterni, pavimenti e rivestimenti, superfici piane e strutturate si coordinano tra loro e possono essere facilmente abbinate in un unico progetto di posa.

### Check out the catalogue and create your design!

Grazie alla speciale attenzione nello sviluppo grafico, all'utilizzo della tecnologia digitale a 8 colori e alla stabile formulazione degli smalti, l'intero catalogo prende vita per creare richiami e combinazioni tra le serie.

### Parcourez le catalogue et créez votre style !


Antica Ceramica Rubiera breaks the usual scheme of combinations inside same series. Interior and exterior, floors and coatings, flat and structured surfaces coordinate with each other and can be easily combined in a single project.

### Blättern Sie im Katalog und gestalten Sie Ihren Stil!


Thanks to special attention to the developing of the graphic, to the use of 8 colors digital printers and the stable formulation of the glazes, the entire catalog comes to life to create references between series.



**DOWNTOWN WOOD WARM**  
20x122



**DOWNTOWN WOOD VENEZIANA WARM**  
5x122



**ULTRA CONTEMPORARY LIGHT GREY**  
60x60 ± 2cm



**ONYX BLUE**  
60x120




**DECORS**  
SILVER TREE  
60x120



**PORTLAND**  
GREY  
60x120




**DOWNTOWN**  
WOOD NATURAL  
20x122




**SIERRA**  
BEIGE  
20x122



**CONTEMPORARY**  
LIGHT GREY  
60x60













**CONTEMPORARY**  
LIGHT GREY  
MOSAICO 30x30














**DECORS CULT**  
FLOWER BEIGE  
60x120

SIZE RANGE

 <b>Dado Ceramica</b> Pavimenti e Rivestimenti Floor & Wall tiles	10 mm	9,5 mm							
	 120x120 48"x48" Rett.	 60x120 24"x48" Rett.	 59x118 23"x46.5" Rett.	 30x122 12"x48" Rett.	 20x122 8"x48" Rett.	 80x80 32"x32" Rett.	 60x60 24"x24" Rett.	 30x90 12"x36" Rett.	 30x60 12"x24" Rett.
ABITA		•			•	•			
ACTION									
ARDESIA									
ARTISTIC STONE									
ASPEN		•				•		•	
ASPEN OUT									
BLUE WAVE									
BRICK									
CEMENTONE GARE OUT									
CONTEMPORARY		•				•		•	
CONTERO STONE	•	•							
CROMATICA							•		
CULT	•	•			•	•		•	
DECORS		•							
DOLMEN									
DOWNTOWN WOOD		•	•	•					
EMOTION	•	•			•				
EMOTION OUT		•							
ERMETICA	•	•				•		•	
EVOQ		•			•				
FRAME		•	•	•					
GRANITI									
IROC		•							
MATERIA	•	•							
MEMENTO TRAVERTINO		•	•			•		•	
MURETTI									
MURO DI SIENA/ASSISI									
NATURE OUT									
ONYX		•							
PORTLAND		•							
PIETRA DI BALI									
PIETRONE / ROCCIONE									
SHELLSTONE	•	•							
SIERRA					•				
STONE MIX									
TEQA			•	•					
TINTA UNITA								•	
VILLAGE COLOR									
WALK	•	•							

SIZE RANGE

 <b>Dado Ceramica</b> Pavimenti e Rivestimenti Floor & Wall tiles	9 mm				8,5 mm	8 mm			6 mm	
	 25x75 10"x30" Rett.	 31x62 12"x24" Nat.	 15,3x31 6"x12" Nat.	 15x15 6"x6" Rett.	 31x62 12"x24" Nat.	 60x60 24"x24" Rett.	 30x60 12"x24" Rett.	 31x62 12"x24" Nat.	 15x15 6"x6" Rett.	 20x20 8"x8" Rett.
ABITA										
ACTION	•									
ARDESIA					•					
ARTISTIC STONE	•									
ASPEN		•	•							
ASPEN OUT		•	•							
BLUE WAVE							•	•		
BRICK		•								
CEMENTONE GARE OUT		•								
CONTEMPORARY										
CONTERO STONE					•	•	•			
CROMATICA										
CULT										
DECORS										
DOLMEN					•					
DOWNTOWN WOOD										
EMOTION					•	•				
EMOTION OUT					•					
ERMETICA										
EVOQ					•	•				
FRAME										
GRANITI		•					•			
IROC		•								
MATERIA					•	•				
MEMENTO TRAVERTINO										
MURETTI		•					•			
MURO DI SIENA/ASSISI		•								
NATURE OUT		•	•							
ONYX					•	•				
PORTLAND					•	•				
PIETRA DI BALI							•	•		
PIETRONE / ROCCIONE		•	•	•						
SHELLSTONE					•	•	•			
SIERRA										
STONE MIX		•								
TEQA										
TINTA UNITA									•	
VILLAGE COLOR	•									
WALK					•	•				

## ULTRA OUTDOOR SIZE INDEX


Gres porcellanato Rettificato Rectified Porcelain stoneware. Grès cérame rectifié. Feinsteinzeug Geschliffen einkalibrig	≅ 20 mm 3/4"					≅ 30 mm 1 1/4"		
	60x120 24"x48"	30x122 12"x48"	80x80* 32"x32"	40x80* 16"x32"	60x60 24"x24"	80x80 32"x32"	40x80 16"x32"	60x60 24"x24"
ULTRA ARGOS BEIGE								
ULTRA ARGOS GREY								
ULTRA ARGOS WHITE								
ULTRA ASPEN ANTRACITE	•		•	•	•			•
ULTRA ASPEN BEIGE	•				•			
ULTRA ASPEN BIANCO					•			
ULTRA ASPEN FUMÉ					•			
ULTRA ASPEN GRIGIO	•		•	•	•			•
ULTRA BARGE					•			
ULTRA BASIC GREY					•			•
ULTRA CONTEMPORARY BROWN					•			
ULTRA CONTEMPORARY LIGHT GREY	•		•		•			•
ULTRA CONTERO STONE GREIGE	•				•		•	
ULTRA CONTERO STONE IVORY	•				•		•	
ULTRA CONTERO STONE OFF-WHITE	•				•		•	
ULTRA CULT GREY					•			
ULTRA DOWNTOWN WOOD WARM		•			•			
ULTRA ERMETICA BIANCO					•			
ULTRA ERMETICA GRIGIO					•			
ULTRA ERMETICA LAVAGNA					•		•	
ULTRA ESSENZE CANNELLA		•		•	•			
ULTRA ESSENZE GELSOMINO				•	•			
ULTRA ESSENZE SANDALO				•	•			
ULTRA ESSENZE VANIGLIA				•	•			
ULTRA EVOQ AVORIO					•			
ULTRA EVOQ NERO					•			
ULTRA EVOQ NIGHT					•			
ULTRA GARE GRAPHITE					•			•
ULTRA GARE SAND					•			•
ULTRA GEOSTONE IVORY			•		•	•		•
ULTRA GEOSTONE TAUPE			•		•	•		•
ULTRA IKON AMBER		•			•		•	
ULTRA LANDSCAPE DAY					•			
ULTRA LANDSCAPE NIGHT					•			
ULTRA MANSION MID					•			
ULTRA MANSION WARM					•			
ULTRA MASK GRAPHITE					•			•
ULTRA MASK IVORY					•			•
ULTRA MASK SILVER					•			•
ULTRA MASK TOBACCO					•			•
ULTRA MUSTANG					•			•
ULTRA NEW STONE DAINO					•			
ULTRA NEW STONE LEPRE	•				•			
ULTRA NEW STONE VISONE	•				•			
ULTRA PIETRA DI BAVIERA					•			
ULTRA PIETRA DI VALS DARK					•			
ULTRA PIETRA DI VALS LIGHT	•				•			
ULTRA QUEENSTONE ACCIAIO	•				•			
ULTRA QUEENSTONE AVORIO	•				•			
ULTRA RIGATONE FRAME MID	•				•			
ULTRA SCOUT BEIGE	•		•		•	•		•
ULTRA SCOUT BLACK					•			
ULTRA SCOUT FOG			•		•			
ULTRA SCOUT SMOKE					•			•
ULTRA SCOUT WHITE					•			
ULTRA SELCIATO					•			
ULTRA SENSI MEDIUM					•			•
ULTRA SERICA BONE	•				•		•	•
ULTRA SERICA IVORY	•				•	•	•	•
ULTRA SERICA CINDER	•				•	•	•	•
ULTRA SHELLSTONE BEIGE	•				•	•	•	•
ULTRA SHELLSTONE BIANCO	•				•	•	•	•
ULTRA SHELLSTONE GRIGIO					•	•	•	•
ULTRA SHELLSTONE TAUPE	•				•	•	•	•
ULTRA SLATE GREY					•			•
ULTRA SOLID WHITE					•			
ULTRA SOLID LIGHT GREY					•			
ULTRA SOLID BLACK					•			•
ULTRA SOLID BEIGE					•			•
ULTRA SOLID GREY					•	•	•	•
ULTRA TIME STONE CENERE	•				•	•	•	•
ULTRA TIME STONE GHIACCIO					•	•	•	•
ULTRA TIME STONE GRAFITE	•				•	•	•	•
ULTRA TIME STONE SABBIA	•				•	•	•	•
ULTRA TREVISTONE GOLD	•				•	•	•	•
ULTRA TREVISTONE IVORY	•				•	•	•	•
ULTRA WOOD					•			•

## SLIP RESISTANCE INDEX

Pavimenti Floor	ABITA	ASPEN	BLUE WAVE	CEMENTONE	CONTEMPORARY	CONTERO STONE	CULT	DECORS	DOWNTOWN WOOD	EMOTION	ERMETICA	EVOQ	FRAME	IROC	MATERIA	MEMENTO TRAVERTINO	NATURE OUT	ONYX	PIETRA DI BALI	PIETRONE / ROCCIONE	PORTLAND	SHELLSTONE	SIERRA	STONE MIX	TEGA	WALK
<b>R9 A</b>																										
120x120 48"x48" RTT										•																
80x80 32"x32" RTT	•									•		•														
60x120 24"x48" RTT	•							•		•		•				•		•								
60x60 24"x24" RTT	•									•		•				•		•								
30x60 12"x24" RTT										•		•				•		•								
31x62 12"x24" NAT														•												
20x122 8"x48" RTT																								•		
<b>R10 A+B</b>																										
120x120 48"x48" RTT								•	•		•				•							•				•
80x80 32"x32" RTT										•																
60x120 24"x48" RTT		•			•	•	•	•	•	•	•	•	•	•	•	•					•	•			•	
60x60 24"x24" RTT		•			•	•	•	•			•				•	•						•	•			•
30x60 12"x24" RTT		•			•	•	•	•			•				•							•	•			•
30x122 12"x48" RTT									•					•												•
20x122 8"x48" RTT									•					•												•
31x62 12"x24" NAT		•																								
<b>R11 A+B+C</b>																										
60x120 24"x48" RTT										•					•								•			
60x60 24"x24" RTT												•														
31x62 12"x24" NAT		•	•	•				•										•		•	•	•	•		•	
15,3x31 6"x12" NAT		•																•			•					
15x15 6"x6" NAT			•																	•	•					
<b>ULTRA OUTDOOR</b>	DETTAGLI A PAGINA 22. DETAILS AT PAGE 22. DÉTAILS PAGE 22. DETAIL AUF DER SEITE 22.																									

**COLOR INDEX**

**effetto pietra • stone look**




**effetto cemento • concrete look**




**COLOR INDEX**

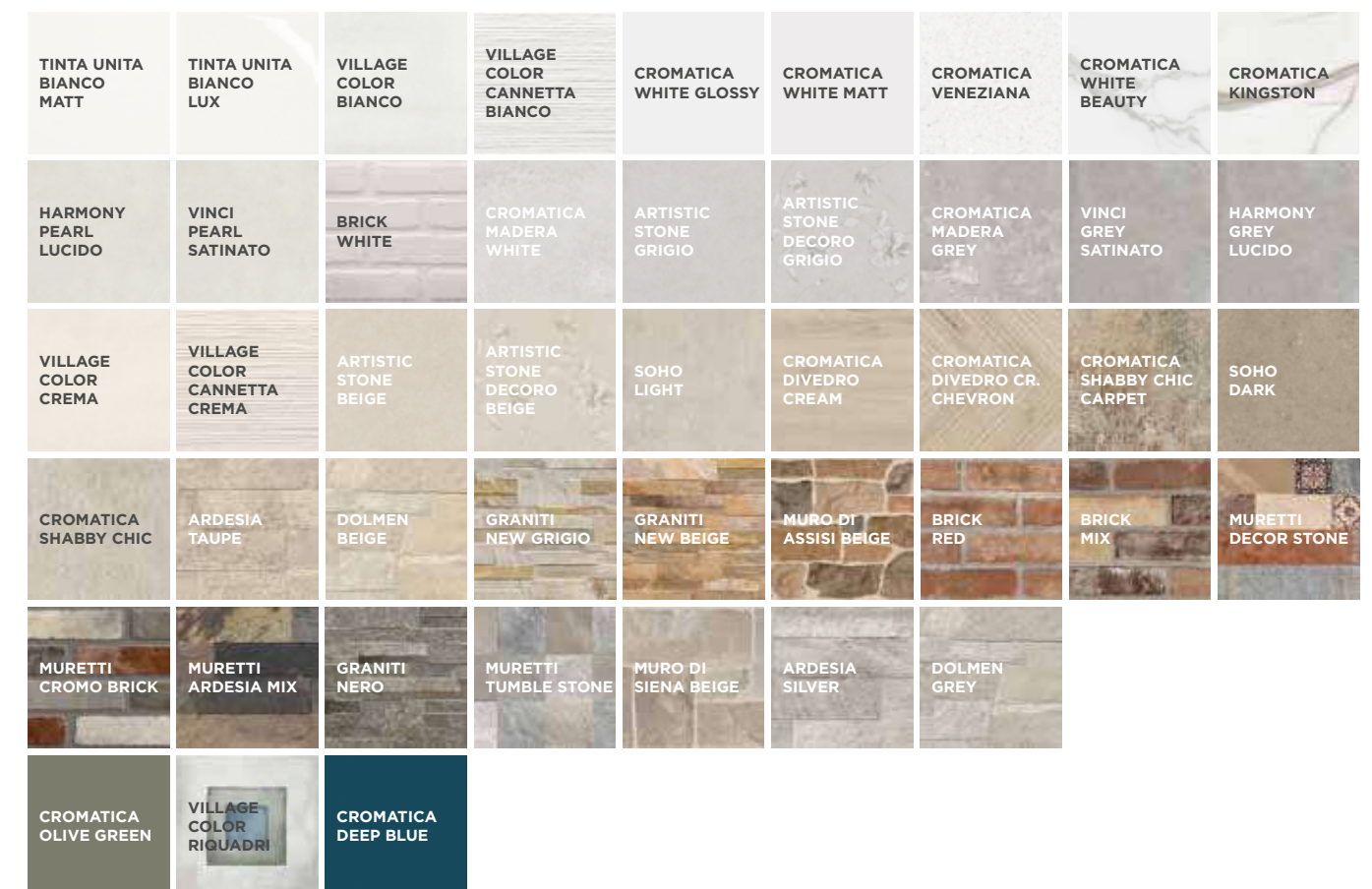
**effetto legno • wood look**



**effetto carte da parati • wallpapers look**




**wall tiles • rivestimenti**



**R11 STANDARD THICKNESS COLOR INDEX**

**R11 effetto pietra • stone look**



**R11 effetto cemento • concrete look**




**R11 ULTRA OUTDOOR COLOR INDEX**

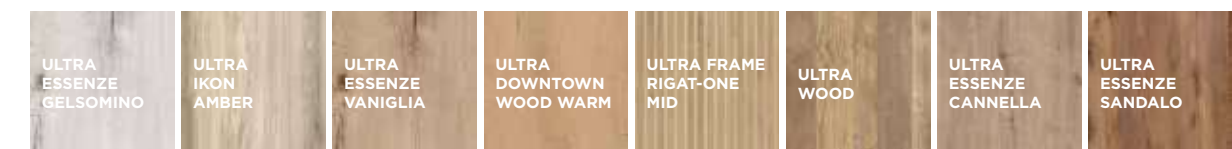
**R11 effetto pietra • stone look**



**R11 effetto cemento • concrete look**



**R11 effetto legno • wood look**



# marble & stone look

effetto marmo e pietra

ONYX	PG 30
CONTERO STONE	PG 36
SHELLSTONE	PG 42
ASPEN	PG 48
WALK	PG 52
IROC	PG 58
MEMENTO TRAVERTINO	PG 64
ERMETICA	PG 68
NATURE	PG 72
PIETRA DI BALI / BLUE WAVE	PG 76
PIETRONE / ROCCIONE	PG 80
STONE MIX	PG 84

L'estrema eleganza e raffinatezza degli onici, sviluppata in gres porcellanato con le più moderne tecnologie disponibili sul mercato. Questa collezione non passerà mai inosservata, stile senza tempo, superficie setata e luminosa per arricchire gli ambienti con stile ed inconfondibile charme. Anche questo design è disponibile in più formati e colori! The extreme elegance and refinement of onyx stones developed in porcelain stoneware with the most modern technologies available in the market. This collection will never go unnoticed, timeless style, silky and bright surface to enrich all environments with style and charm. The Onyx design is available in multiple sizes and colors!



ONYX BLUE, WHITE 60x120 cm

# ONYX Collection

**GRES PORCELLANATO**  
 PORCELAIN STONEWARE  
 GRÈS CÉRAMÉ  
 FEINSTEINZEUG

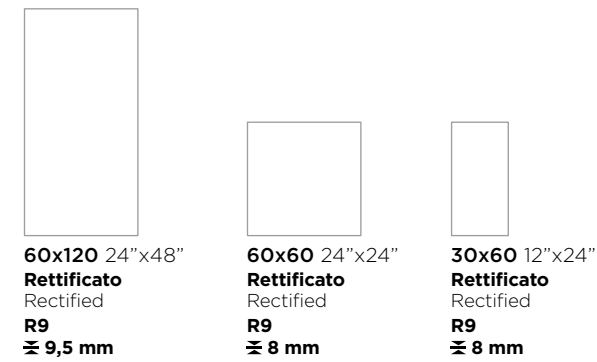


**colori** • colors • couleurs • farben



WHITE BLUE IVORY GREEN

**formati** • sizes • formats • formate



**60x120** 24"x48"  
**Rettificato**  
 Rectified  
**R9**  
 ≅ 9,5 mm

**60x60** 24"x24"  
**Rettificato**  
 Rectified  
**R9**  
 ≅ 8 mm

**30x60** 12"x24"  
**Rettificato**  
 Rectified  
**R9**  
 ≅ 8 mm

Per una posa ottimale si raccomanda l'utilizzo di distanziatori autolivellanti. For an optimum installation we recommend the use of self-leveling spacers.

# onyx color and graphic variation

V3

onyx **white**



onyx **ivory**



onyx **blue**




onyx **green**



# onyx sizes and surfaces



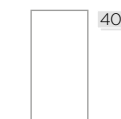
## indoor R9



**60x120 cm Rettificato**  
24"x48" Rectified  
**R9 ± 9,5 mm**  
169 ■  
**005465** Onyx White  
**005464** Onyx Blue  
**005467** Onyx Ivory  
**005466** Onyx Green



**60x60 cm Rettificato**  
24"x24" Rectified  
**R9 ± 8 mm**  
189 ■  
**005489** Onyx White  
**005488** Onyx Blue  
**005491** Onyx Ivory  
**005490** Onyx Green



**30x60 cm Rettificato**  
12"x24" Rectified  
**R9 ± 8 mm**  
188 ■  
**005492** Onyx White  
**005626** Onyx Blue  
**005493** Onyx Ivory  
**005625** Onyx Green

## special pieces

	 <b>Battiscopa</b> <b>7x60 cm</b> 20 ■ 39 ■	 * <b>Gradino Frontale</b> <b>Elle Costa Retta</b> <b>30x120x5 cm</b> 1 ■ 38 ■	 * <b>Gradino Angolare</b> <b>Elle Costa Retta DX</b> <b>30x120x5 cm</b> 1 ■ 222 ■	 * <b>Gradino Angolare</b> <b>Elle Costa Retta SX</b> <b>30x120x5 cm</b> 1 ■ 222 ■	 * <b>Gradino Angolare</b> <b>Elle Costa Retta SX</b> <b>30x60x5 cm</b> 1 ■ 174 ■	 * <b>Gradino Angolare</b> <b>Elle Costa Retta SX</b> <b>30x60x5 cm</b> 1 ■ 174 ■	
White	005507	005559	005567	005527	005543	005531	005551
Blue	005506	005558	005566	005546	005542	005530	005550
Ivory	005509	005561	005569	005529	005545	005533	005553
Green	005508	005560	005568	005528	005544	005532	005552

\* **Disponibili solo su ordinazione** . Available on demand

## weight and sizes

dimensioni sizes dimensions abmessungen	spessore thickness epaisseur stärke	pz/collo pcs/box pc/boite stk/ktn	mq/collo sqm/box m/boite qm/ktn	kg/collo kg/box kg/boite kg/ktn	colli/pallet box/europal boites/europal ktn/europal	mq/pallet sqm/pallet m/pallet qm/pallet	kg/europal kg/europal kg/europal kg/europal
60x120 Rettificato	9,5 mm	2	1,44	30,52	35	50,40	1090
60x60 Rettificato	8 mm	5	1,80	32,00	32	57,60	1088
30x60 Rettificato	8 mm	10	1,80	31,00	32	57,60	1010

# onyx decors



**005633** 120 ■  
Mosaico 5x5 White  
30x30 cm  
12"x12"  
12



**005634** 120 ■  
Mosaico 5x5 Blue  
30x30 cm  
12"x12"  
12



**005643** 120 ■  
Mosaico 5x5 Ivory  
30x30 cm  
12"x12"  
12



**005642** 120 ■  
Mosaico 5x5 Green  
30x30 cm  
12"x12"  
12



**005635** 96 ■  
Mosaico Losanga  
Corta White  
30x30 cm  
12"x12"  
10



**005636** 96 ■  
Mosaico Losanga  
Corta Blue  
30x30 cm  
12"x12"  
10



**005637** 96 ■  
Mosaico Losanga  
Corta Ivory  
30x30 cm  
12"x12"  
10



**005638** 96 ■  
Mosaico Losanga  
Corta Green  
30x30 cm  
12"x12"  
10


**Le bacchette sono profili decorativi in alluminio e vengono utilizzati per esaltare le pareti creando ambienti più dinamici ed eleganti sostituendosi alla fuga tradizionale.** Decorative profiles have been developed to enhance walls creating dynamic and elegant environments replacing the classic grout. | Les baguettes sont des profilés décoratifs en aluminium et sont utilisées pour valoriser les murs, créant des environnements plus dynamiques et élégants en remplaçant le joint traditionnel. | Die Staebchen sind decorative Profile aus Aluminium und werden gebraucht an der Stelle der traditionellen Listellos um die Waende hochzuwerten. Ziel dafuer ist dynamischere und elegantere Einstellungen zu schaffen.

**201723** 227 ■  
Bacchetta Silver  
0,5x60 cm  
0,2"x24"

**201726** 227 ■  
Bacchetta Salvia  
0,5x60 cm  
0,2"x24"

**201724** 227 ■  
Bacchetta Beige  
0,5x60 cm  
0,2"x24"

**201725** 227 ■  
Bacchetta Rame  
0,5x60 cm  
0,2"x24"



Silver  
Salvia



Rame  
Beige



ONYX BLUE, WHITE 60x120 cm | MOSAICO LOSANGA CORTA WHITE 30x30 cm

# onyx collection



ONYX IVORY 60x120 cm | BACCHETTA RAME 0,5x60 cm



ONYX GREEN, IVORY 60x120 cm | DOWNTOWN WOOD COLD 30x122 cm


Ispirata alla forza autentica della materia naturale, la collezione Contero Stone trasforma lo spazio in un'esperienza sensoriale. Quattro tonalità calde e avvolgenti - Off-White, Ivory, Greige, Taupe - si intrecciano in una superficie tattile che unisce la resistenza del gres porcellanato all'eleganza senza tempo. Dagli ampi formati per interni fino agli spessori dedicati all'outdoor, Contero Stone è un invito a vivere la bellezza in ogni sua forma, tra continuità visiva e puro design. Inspired by the authentic strength of natural matter, the Contero Stone collection transforms any space into a sensory experience. Four warm, enveloping shades - Off-White, Ivory, Greige, and Taupe - weave together in a tactile surface that blends the resilience of porcelain stoneware with timeless elegance. From large indoor formats to dedicated outdoor thicknesses, Contero Stone invites you to experience beauty in every form, through seamless continuity and pure design.



ULTRA CONTERO STONE OFF-WHITE 60x120 cm  $\approx$  20mm R11 | CONTERO STONE OFF-WHITE 60x120 cm

# CONTERO STONE Collection

**GRES PORCELLANATO**  
PORCELAIN STONEWARE  
GRÈS CÉRAME  
FEINSTEINZEUG



colori • colors • couleurs • farben

V3



OFF-WHITE

GREIGE

IVORY

TAUPE

formati • sizes • formats • formate

DCOF  $\geq$  0.42

R10

R11

<b>120x120</b> 48"x48"	<b>60x120</b> 24"x48"	<b>60x60</b> 24"x24"	<b>30x60</b> 12"x24"	<b>31x62</b> 12"x24"
<b>Rettificato</b> Rectified	<b>Rettificato</b> Rectified	<b>Rettificato</b> Rectified	<b>Rettificato</b> Rectified	<b>Naturale</b> Natural
<b>R10</b> $\approx$ 10 mm	<b>R10/R11</b> $\approx$ 9,5 mm	<b>R10</b> $\approx$ 8 mm	<b>R10</b> $\approx$ 8 mm	<b>R11</b> $\approx$ 8 mm

**ULTRA OUTDOOR  $\approx$  20 mm  $\approx$  30 mm**

Dettagli della gamma spessorati per esterno a pagina 226 . Details of the exterior flooring range on page 226  
Détails de la gamme de revêtements de sol extérieurs page 226 . Details zum Außenboden-Sortiment auf Seite 226

DCOF  $\geq$  0.42

R11



<b>60x120</b> 24"x48"	<b>60x60</b> 24"x24"	<b>40x80</b> 16"x32"
<b>Rettificato</b> Rectified	<b>Rettificato</b> Rectified	<b>Rettificato</b> Rectified
<b>R11</b> $\approx$ 20 mm	<b>R11</b> $\approx$ 20 mm	<b>R11</b> $\approx$ 30 mm

Per una posa ottimale si raccomanda l'utilizzo di distanziatori autolivellanti. For an optimum installation we recommend the use of self-leveling spacers.

# contero stone color and graphic variation

V3

contero stone **off-white**



contero stone **greige**



contero stone **Ivory**




contero stone **taupe**




# contero stone sizes and surfaces



## indoor R10



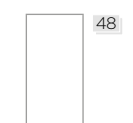
**120x120 cm Rettificato**  
48"x48" Rectified  
**R10 ± 10 mm**  
165 ■  
**005934** Contero Stone Off-White  
**005936** Contero Stone Ivory



**60x120 cm Rettificato**  
24"x48" Rectified  
**R10 ± 9,5 mm**  
169 ■  
**005926** Contero Stone Off-White  
**005927** Contero Stone Greige  
**005925** Contero Stone Ivory  
**005924** Contero Stone Taupe



**60x60 cm Rettificato**  
24"x24" Rectified  
**R10 ± 8 mm**  
186 ■  
**005922** Contero Stone Off-White  
**005923** Contero Stone Greige  
**005921** Contero Stone Ivory  
**005920** Contero Stone Taupe




**30x60 cm Rettificato**  
12"x24" Rectified  
**R10 ± 8 mm**  
187 ■  
**005918** Contero Stone Off-White  
**005919** Contero Stone Greige  
**005917** Contero Stone Ivory  
**005916** Contero Stone Taupe



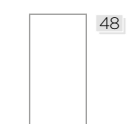
**Mosaico 5x5 \***  
**30x30 cm Rettificato**  
12"x12" Rectified  
**R10 120** ■  
**005967** Contero Stone Off-White  
**005968** Contero Stone Greige  
**005966** Contero Stone Ivory  
**005965** Contero Stone Taupe

\* Disponibili solo su ordinazione  
Available on demand

## outdoor R11



**60x120 cm Rettificato**  
24"x48" Rectified  
**R11 ± 9,5 mm**  
169 ■  
**005929** Contero Stone Off-White OUT  
**005928** Contero Stone Ivory OUT



**31x62 cm Naturale**  
12"x24" Natural  
**R11 ± 8 mm**  
187 ■  
**005933** Contero Stone Off-White OUT  
**005932** Contero Stone Greige OUT  
**005931** Contero Stone Ivory OUT

## ultra outdoor R11

Only: Off-White, Greige, Ivory

**FORMATI . SIZES ± 20 mm**  
**60x120 cm** 24"x48"  
**60x60 cm** 24"x24"

**FORMATI . SIZES ± 30 mm**  
**40x80 cm** 16"x32"



## special pieces

	<b>Battiscopa</b> 7x60 cm	* <b>Gradino Frontale</b> Elle Costa Retta 30x120x5 cm 30x120x5 R11 cm	30x60x5 cm 31x60x5 R11 cm	* <b>Gradino Angolare</b> Elle Costa Retta DX 30x120x5 cm 30x120x5 R11 cm	30x60x5 cm 31x60x5 R11 cm	* <b>Gradino Angolare</b> Elle Costa Retta SX 30x120x5 cm 30x120x5 R11 cm	30x60x5 cm 31x60x5 R11 cm
Off-White	20 39 ■	1 38 ■	1 233 ■	1 222 ■	1 174 ■	1 222 ■	1 174 ■
Greige	005971	005987	005975	005993	005981	005994	005982
Ivory	005972	005988	005976	005995	005983	005996	005984
Taupe	005970	005986	005974	005991	005979	005992	005980
Taupe	005969	005985	005973	005989	005977	005990	005978
Off-White OUT <b>R11</b>	-	005998	006008	006002	006013	006003	006014
Greige OUT <b>R11</b>	-	005999	006007	006004	006011	006005	006012
Ivory OUT <b>R11</b>	-	005997	006006	006000	006009	006001	006010

\* Disponibili solo su ordinazione . Available on demand

## weight and sizes

dimensioni sizes dimensions abmessungen	spessore thickness epaisseur stärke	pz/collo pcs/box pc/boite stk/ktn	mq/collo sqm/box m/boite qm/ktn	kg/collo kg/box kg/boite kg/ktn	colli/pallet box/europal boites/europal ktn/europal	mq/pallet sqm/pallet m/pallet qm/pallet	kg/europal kg/europal kg/europal kg/europal
120x120 Rettificato	10 mm	2	2,88	63,00	20	57,60	1320
60x120 Rettificato	9,5 mm	2	1,44	30,52	35	50,40	1090
60x60 Rettificato	8 mm	5	1,80	32,00	32	57,60	1088
30x60 Rettificato	8 mm	10	1,80	31,00	32	57,60	1010
31x62 Naturale	8 mm	8	1,54	24,00	60	92,40	1460

CONCRETE&RESIN LOOK

WOOD LOOK

WALL DESIGN

OUTDOOR SPACES

SPECIAL PIECES IN&OUT

## contero stone decors

La ripresa grafica tra le diverse lastre di decori può avere una tolleranza contenuta in 3mm. The tile graphic between the different slabs of decors could have a tolerance included in 3 mm. La suite graphique des différents décors peut présenter une tolérance allant jusqu'à 3 mm. Die Fliesengrafik zwischen den verschiedenen Dekorplatten kann eine Toleranz von bis zu 3 mm aufweisen.



Le bacchette sono profili decorativi in alluminio e vengono utilizzati per esaltare le pareti creando ambienti più dinamici ed eleganti sostituendosi alla fuga tradizionale. Decorative profiles have been developed to enhance walls creating dynamic and elegant environments replacing the classic grout. | Les baguettes sont des profilés décoratifs en aluminium et sont utilisées pour valoriser les murs, créant des environnements plus dynamiques et élégants en remplaçant le joint traditionnel. | Die Staebchen sind decorative Profile aus Aluminium und werden gebraucht an der Stelle der traditionellen Listellos um die Waende hochzuwerten. Ziel dafuer ist dynamischere und elegantere Einstellungen zu schaffen.



CONTERO STONE RIGATINO TAUPE 60x120 cm

### weight and sizes

dimensioni sizes dimensions abmessungen	spessore thickness épaisseur stärke	pz/collo pcs/box pc/boite stk/ktn	mq/collo sqm/box m/boite qm/ktn	kg/collo kg/box kg/boite kg/ktn	colli/pallet box/europal boites/europal ktn/europal	mq/pallet sqm/pallet m/pallet qm/pallet	kg/europal kg/europal kg/europal kg/europal
Rigatino 60x120 Rettificato	9,5 mm	2	1,44	30,52	35	50,40	1090
Bacchetta	5 mm	10	-	-	-	-	-

## contero stone collection



CONTERO STONE TAUPE 60x120 cm, 30x60 cm



ULTRA CONTERO STONE IVORY 40x80 cm ± 30mm R11, IVORY 60x60 cm ± 20mm R11

La collezione Shellstone è stata progettata per ricreare l'estetica di uno dei limestones più famosi al mondo, spesso utilizzato per rivestire superfici interne ed esterne. I 4 colori sono caratterizzati da morbide nuances, leggeri frammenti di conchiglie fossilizzate ed una superficie naturale, arricchita da tutti i vantaggi del gres porcellanato. Disponibile in diversi formati e spessori per soddisfare tutte le esigenze residenziali e commerciali, indoor e outdoor. The Shellstone collection has been developed to embrace the appearance of one of the most famous limestones used in millennia. The 4 colors have soft nuances, light fossilized shell fragments, natural finish and all advantages of porcelain surfaces. Available in several sizes and thicknesses, it's suitable for all indoor and outdoor needs.



SHELLSTONE BEIGE 120x120


# SHELLSTONE Collection

## GRES PORCELLANATO IMPASTO COLORATO

COLORED BODY PORCELAIN STONEWARE  
GRÈS CÉRAME MASSE COLORÉ  
FEINSTEINZEUG MIT EINGEFAERBTEN SCHERBEN

## GRES PORCELLANATO \*

PORCELAIN STONEWARE  
GRÈS CÉRAME  
FEINSTEINZEUG



colori • colors • couleurs • farben


V3



BIANCO



GRIGIO



BEIGE



TAUPE

formati • sizes • formats • formate

DCOF  
≥0.42

R10

R11



120x120 48"x48"  
**Rettificato**  
Rectified  
**R10**  
≈ 10 mm



60x120 24"x48"  
**Rettificato**  
Rectified  
**R10 / R11**  
≈ 9,5 mm



60x60 24"x24"  
**Rettificato**  
Rectified  
**R10**  
≈ 8 mm



30x60 12"x24"  
**Rettificato**  
Rectified  
**R10**  
≈ 8 mm



31x62 12"x24"  
**Naturale**  
Natural  
**R11**  
≈ 8 mm \*

## ULTRA OUTDOOR ≈ 20 mm ≈ 30 mm

Dettagli della gamma spessorati per esterno a pagina 224. Details of the exterior flooring range on page 224  
Détails de la gamme de revêtements de sol extérieurs page 224. Details zum Außenboden-Sortiment auf Seite 224

DCOF  
≥0.42

R11



60x120 24"x48"  
**Rettificato**  
Rectified  
**R11**  
≈ 20 mm



60x60 24"x24"  
**Rettificato**  
Rectified  
**R11**  
≈ 20 mm



40x80 16"x32"  
**Rettificato**  
Rectified  
**R11**  
≈ 30 mm

Per una posa ottimale si raccomanda l'utilizzo di distanziatori autolivellanti. For an optimum installation we recommend the use of self-leveling spacers.

# shellstone color and graphic variation

V3

shellstone **bianco**



shellstone **grigio**



shellstone **beige**




shellstone **taupe**




# shellstone sizes and surfaces



## indoor R10




**120x120 cm Rettificato**  
48"x48" Rectified  
**R10 ± 10 mm**  
191 ■  
**005847** Shellstone Bianco  
**005848** Shellstone Beige



**60x120 cm Rettificato**  
24"x48" Rectified  
**R10 ± 9,5 mm**  
189 ■  
**005487** Shellstone Bianco  
**005485** Shellstone Grigio  
**005486** Shellstone Beige  
**005468** Shellstone Taupe




**60x60 cm Rettificato**  
24"x24" Rectified  
**R10 ± 8 mm**  
185 ■  
**005497** Shellstone Bianco  
**005495** Shellstone Grigio  
**005496** Shellstone Beige  
**005494** Shellstone Taupe

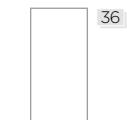


**30x60 cm Rettificato**  
12"x24" Rectified  
**R10 ± 8 mm**  
187 ■  
**005502** Shellstone Bianco  
**005500** Shellstone Grigio  
**005501** Shellstone Beige  
**005499** Shellstone Taupe

## outdoor R11




**60x120 cm Rettificato**  
24"x48" Rectified  
**R11 ± 9,5 mm**  
169 ■  
**005579** Shellstone Bianco OUT  
**005580** Shellstone Beige OUT  
**005619** Shellstone Taupe OUT



**31x62 cm Naturale**  
12"x24" Natural  
**R11 ± 8 mm**  
187 ■  
**005622** Shellstone Bianco OUT  
**005623** Shellstone Beige OUT  
**005630** Shellstone Taupe OUT

## ultra outdoor R11

**FORMATI . SIZES ± 20 mm**  
**60x120 cm** 24"x48"  
**60x60 cm** 24"x24"  
**FORMATI . SIZES ± 30 mm**  
**40x80 cm** 16"x32"



## special pieces

	<b>Battiscopa</b> 7x60 cm	<b>* Gradino Frontale Elle Costa Retta</b> 30x120x5 cm 30x120x5 R11 cm	<b>* Gradino Angolare Elle Costa Retta DX</b> 30x120x5 cm 30x120x5 R11 cm	<b>* Gradino Angolare Elle Costa Retta SX</b> 30x120x5 cm 30x120x5 R11 cm
Bianco	20 39 ■ 005513	1 38 ■ 005557	1 233 ■ 005565	1 222 ■ 005038
Grigio	005511	005555	005563	005036
Beige	005512	005556	005564	005037
Taupe	005510	005554	005562	005035
Bianco OUT <b>R11</b>	-	005597	-	005601
Beige OUT <b>R11</b>	-	005598	-	005602


\* Disponibili solo su ordinazione . Available on demand

## weight and sizes

dimensioni sizes dimensions abmessungen	spessore thickness épaisseur stärke	pz/collo pcs/box pc/boite stk/ktn	mq/collo sqm/box m/boite qm/ktn	kg/collo kg/box kg/boite kg/ktn	colli/pallet box/europal boites/europal ktn/europal	mq/pallet sqm/pallet m/pallet qm/pallet	kg/europal kg/europal kg/europal kg/europal
120x120 Rettificato	10 mm	2	2,88	63,00	20	57,60	1320
60x120 Rettificato	9,5 mm	2	1,44	30,52	35	50,40	1090
60x60 Rettificato	8 mm	5	1,80	32,00	32	57,60	1088
30x60 Rettificato	8 mm	10	1,80	31,00	32	57,60	1010
31x62 Naturale	8 mm	8	1,54	24,00	60	92,40	1460

# shellstone decors

La ripresa grafica tra le diverse lastre di decori può avere una tolleranza contenuta in 3mm. The tile graphic between the different slabs of decors could have a tolerance included in 3 mm. La suite graphique des différents décors peut présenter une tolérance allant jusqu'à 3 mm. Die Fliesengrafik zwischen den verschiedenen Dekorplatten kann eine Toleranz von bis zu 3 mm aufweisen.



- 005505 195** ■ Shellstone Rigat-One Bianco 60x120 cm Rett. 24"x48" Rect.  $\approx 9,5\text{mm}$
- 005503 195** ■ Shellstone Rigat-One Grigio 60x120 cm Rett. 24"x48" Rect.  $\approx 9,5\text{mm}$
- 005504 195** ■ Shellstone Rigat-One Beige 60x120 cm Rett. 24"x48" Rect.  $\approx 9,5\text{mm}$
- 005498 195** ■ Shellstone Rigat-One Taupe 60x120 cm Rett. 24"x48" Rect.  $\approx 9,5\text{mm}$

Le bacchette sono profili decorativi in alluminio e vengono utilizzati per esaltare le pareti creando ambienti più dinamici ed eleganti sostituendosi alla fuga tradizionale. Decorative profiles have been developed to enhance walls creating dynamic and elegant environments replacing the classic grout. | Les baguettes sont des profilés décoratifs en aluminium et sont utilisées pour valoriser les murs, créant des environnements plus dynamiques et élégants en remplaçant le joint traditionnel. | Die Staebchen sind decorative Profile aus Aluminium und werden gebraucht an der Stelle der traditionellen Listellos um die Waende hochzuwerten. Ziel dafuer ist dynamischere und elegantere Einstellungen zu schaffen.

- 201723 227** ■ Bacchetta Silver 0,5x60 cm 0.2"x24"
- 201724 227** ■ Bacchetta Beige 0,5x60 cm 0.2"x24"



SHELLSTONE BIANCO 60x120, RIGAT-ONE GRIGIO 60x120, BACCHETTA SILVER 0,5x60

## weight and sizes

dimensioni sizes dimensions abmessungen	spessore thickness épaisseur stärke	pz/collo pcs/box pc/boite stk/ktn	mq/collo sqm/box m/boite qm/ktn	kg/collo kg/box kg/boite kg/ktn	colli/pallet box/europal boites/europal ktn/europal	mq/pallet sqm/pallet m/pallet qm/pallet	kg/europal kg/europal kg/europal kg/europal
Rigat-One 60x120 Rettificato	9,5 mm	2	1,44	30,52	35	50,40	1090
Bacchetta	5 mm	10	-	-	-	-	-

# shellstone collection



SHELLSTONE GRIGIO 60x120, BIANCO 60x120, RIGAT-ONE GRIGIO 60x120, BACCHETTA SILVER 0,5x60



ULTRA SHELLSTONE TAUPE 60x60  $\approx 20\text{mm}$  R11, BEIGE 60x60  $\approx 20\text{mm}$  R11

Gres porcellanato effetto pietra dallo sviluppo grafico tipico delle pietre tagliate in falda. Le venature lineari sono miscelate con sfumature più arrotondate, per creare un piano di posa di grande effetto naturale. Per un sicuro uso esterno è disponibile anche una superficie antiscivolo con spessori 20 mm - 30 mm. Porcelain stoneware with the look of stone cut along the grain. The linear veins are mixed with softer color shades to enhance the natural effect. Two of the colors are also available in the skid resistant version for outdoor use, available in 20 mm - 30 mm.




ASPEN GRIGIO, ANTRACITE 60x120 cm | ULTRA ASPEN GRIGIO 60x120 cm  $\approx$  20 mm R11

# ASPEN Collection

**GRES PORCELLANATO IMPASTO COLORATO**  
 COLORED BODY PORCELAIN STONEWARE  
 GRÈS CÉRAME MASSE COLORÉ  
 FEINSTEINZEUG MIT EINGEFAERBTEN SCHERBEN

**GRES PORCELLANATO \***  
 PORCELAIN STONEWARE  
 GRÈS CÉRAMÉ  
 FEINSTEINZEUG



colori • colors • couleurs • farben



BIANCO GRIGIO FUMÈ ANTRACITE BEIGE

formati • sizes • formats • formate



<b>60x120</b> 24"x48" Rettificato Rectified R10 $\approx$ 9,5 mm	<b>60x60</b> 24"x24" Rettificato Rectified R10 $\approx$ 9,5 mm	<b>30x60</b> 12"x24" Rettificato Rectified R10 $\approx$ 9 mm *	<b>31x62</b> 12"x24" Naturale Natural R10 / R11 $\approx$ 9 mm *	<b>15,3x31</b> 6"x12" Naturale Natural R11 $\approx$ 9 mm *

## ULTRA OUTDOOR $\approx$ 20 mm $\approx$ 30 mm

Dettagli della gamma spessorati per esterno a pagina 221. Details of the exterior flooring range on page 221. Détails de la gamme de revêtements de sol extérieurs page 221. Details zum Außenboden-Sortiment auf Seite 221



**UPEC-F+**  
**60x60** 24"x24"  $\approx$  20 mm  
 in tutti i colori in all colors.

<b>60x120</b> 24"x48" Rettificato Rectified R11 $\approx$ 20 mm	<b>80x80</b> 32"x32" * Rettificato Rectified R11 $\approx$ 20 mm	<b>40x80</b> 16"x32" * Rettificato Rectified R11 $\approx$ 20 mm	<b>60x60</b> 24"x24" Rettificato Rectified R11 $\approx$ 20 mm	<b>60x60</b> 24"x24" Rettificato Rectified R11 $\approx$ 30 mm

\* Fino ad esaurimento scorte verrà fornito il formato 40,5x81 e 81x81. Subject to stock availability, sizes 40,5x81 and 81x81 will be supplied. Sous réserve de disponibilité, les formats 40,5x81 et 81x81 seront proposés. Vorbehaltlich der Verfügbarkeit werden die Formate 40,5x81 und 81x81 bereitgestellt. Per una posa ottimale si raccomanda l'utilizzo di distanziatori autolivellanti. For an optimum installation we recommend the use of self-leveling spacers.

# aspen color and graphic variation

V3

aspen **bianco**



aspen **beige**



aspen **grigio**



aspen **antracite**




aspen **fumè**



# aspen sizes and surfaces



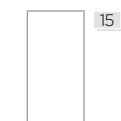
## indoor R10



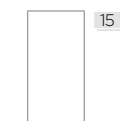
**60x120 cm Rettificato**  
24"x48" Rectified  
**R10 ± 8 mm**  
189 ■  
**005065A** Aspen Bianco  
**003938** Aspen Grigio  
**005714** Aspen Fumè  
**003937** Aspen Antracite  
**005713** Aspen Beige



**60x60 cm Rettificato**  
24"x24" Rectified  
**R10 ± 8 mm**  
185 ■  
**003836** Aspen Bianco  
**003714** Aspen Grigio  
**003713** Aspen Fumè  
**003710** Aspen Antracite  
**003711** Aspen Beige

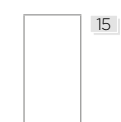


**30x60 cm Rettificato**  
12"x24" Rectified  
**R10 ± 8 mm**  
187 ■  
**003526** Aspen Bianco  
**003972** Aspen Grigio  
**003834** Aspen Fumè  
**003835** Aspen Antracite  
**003837** Aspen Beige



**31x62 cm Naturale \***  
12"x24" Natural  
**R10 ± 8 mm**  
185 ■  
**8TB335-** Aspen Bianco  
**8TB314-** Aspen Grigio  
**8TB336-** Aspen Fumè  
**8TB337-** Aspen Antracite  
**8TB334-** Aspen Beige

## outdoor R11



**31x62 cm Naturale \***  
12"x24" Natural  
**R11 ± 8 mm**  
185 ■  
**8TB342** Aspen Bianco OUT  
**8TB339-** Aspen Grigio OUT  
**8TB338-** Aspen Beige OUT



**15,3x31 cm Naturale \***  
6"x24" Natural  
**R10 ± 8 mm**  
185 ■  
**8TB343A** Aspen Bianco OUT  
**8TB341** Aspen Grigio OUT  
**8TB340** Aspen Beige OUT

## ultra outdoor R11

**FORMATI . SIZES ± 20 mm**  
**60x120 cm** 24"x48"  
**80x80 cm** 32"x32"  
**40x80 cm** 16"x32"  
**60x60 cm** 24"x24"

**FORMATI . SIZES ± 30 mm**  
**60x60 cm** 24"x24"



## special pieces

	<b>Battiscopa</b> <b>7x60 cm</b> 20 ■ 502 ■	<b>* Gradino Frontale</b> <b>Elle Costa Retta</b> <b>31x62x5 cm</b> <b>30x120x5 cm</b> 1 ■ 587 ■ 1 ■ 574 ■	<b>* Gradino Angolare</b> <b>Elle Costa Retta DX</b> <b>31x62x5 cm</b> <b>30x120x5 cm</b> 1 ■ 562 ■ 1 ■ 575 ■	<b>* Gradino Angolare</b> <b>Elle Costa Retta SX</b> <b>31x62x5 cm</b> <b>30x120x5 cm</b> 1 ■ 562 ■ 1 ■ 575 ■	<b>* Terminale a Elle</b> <b>Monolitico</b> <b>15x30x4 cm</b> 8 ■ 505 ■			
Bianco	004370	003537	005784	003542	005787	004740	005790	-
Grigio	004228	003535	004366	003540	004368	004394	004399	-
Fumè	004229	003538	005786	003543	005786	004395	005792	-
Antracite	004230	003534	004367	003539	004369	004393	004398	-
Beige	004198	003536	005785	003541	005785	004396	005791	-
Bianco OUT <b>R11</b>	-	005059	-	005060	-	005061	-	005058
Grigio OUT <b>R11</b>	-	004898	-	004900	-	004902	-	004348
Beige OUT <b>R11</b>	-	004899	-	004901	-	004903	-	004347

\* **Disponibili solo su ordinazione** . Available on demand  
\* **È OBBLIGATORIO** posare il **Terminale a Elle Monolitico SFALSATO** essendo di **dimensione diversa rispetto alle piastrelle**  
It is **MANDATORY** to lay **Terminale a Elle Monolitico STAGGERED** (not following same joint) due to the difference in dimension between tiles and special pieces

## weight and sizes

dimensioni sizes dimensions abmessungen	spessore thickness épaisseur stärke	pz/collo pcs/box pc/boite stk/ktn	mq/collo sqm/box m/boite qm/ktn	kg/collo kg/box kg/boite kg/ktn	colli/pallet box/europal boites/europal ktn/europal	mq/pallet sqm/pallet m/pallet qm/pallet	kg/europal kg/europal kg/europal kg/europal
60x120 Rettificato	9,5 mm	2	1,44	30,52	35	50,40	1090
60x60 Rettificato	9,5 mm	5	1,80	35,50	24	43,20	872
30x60 Rettificato	9 mm	7	1,26	25,90	40	50,40	1050
31x62 Naturale	9 mm	7	1,35	21,70	60	81,00	880
15,3x31 Naturale	9 mm	17	0,80	13,17	85	68,51	1140

Grazie all'utilizzo delle ultime tecnologie di settore, nasce il progetto "Walk" che sviluppa la superficie 3d integrando in essa gli effetti materici che ne esaltano maggiormente struttura ed eleganza. Questo nuovo progetto viene enfatizzato ancor di più dalle 2 superfici disponibili, 3d e Rigatino, quest'ultima una leggera struttura che permette l'effetto marmorizzato-anticato. Un programma completo e adatto a soluzioni residenziali e commerciali. Employing the latest industry technologies, the "Walk" project introduces an innovative 3D surface that integrates tactile effects to enhance its structure and elegance. This new collection is further enriched by two available finishes: the bold 3D texture and the refined "Rigatino" — a subtle linear relief that evokes a timeless, marble-like patina. The result is a comprehensive program ideal for both residential and commercial applications.



WALK GRAPHITE 60x120 | TEQA REST 20x122

# WALK Collection

## GRES PORCELLANATO IMPASTO COLORATO

COLORED BODY PORCELAIN STONWARE


GRÈS CÉRAME MASSE COLORÉ

FEINSTEINZEUG MIT EINGEFAERBTEN SCHERBEN



colori • colors • couleurs • farben

V2



WHITE

PEARL


GRAPHITE

IVORY

formati • sizes • formats • formate

DCOF  
≥0.42

R10



120x120 48"x48"  
**Rettificato**  
Rectified  
**R10**  
± 10 mm



60x120 24"x48"  
**Rettificato**  
Rectified  
**R10**  
± 9,5 mm



60x60 24"x24"  
**Rettificato**  
Rectified  
**R10**  
± 8 mm




30x60 12"x24"  
**Rettificato**  
Rectified  
**R10**  
± 8 mm

Per una posa ottimale si raccomanda l'utilizzo di distanziatori autolivellanti. For an optimum installation we recommend the use of self-leveling spacers.

# walk color and graphic variation

V2

walk **white**



walk **pearl**



walk **Ivory**




walk **graphite**




# walk sizes and surfaces



## indoor R10



**120x120 cm Rettificato**  
48"x48" Rectified  
**R10 ± 10 mm**  
165 ■  
**005844** Walk White  
**005845** Walk Pearl  
**005846** Walk Ivory



**60x120 cm Rettificato**  
24"x48" Rectified  
**R10 ± 9,5 mm**  
169 ■  
**005732** Walk White  
**005733** Walk Pearl  
**005734** Walk Ivory  
**005735** Walk Graphite



**60x60 cm Rettificato**  
24"x24" Rectified  
**R10 ± 8 mm**  
186 ■  
**005728** Walk White  
**005729** Walk Pearl  
**005730** Walk Ivory  
**005731** Walk Graphite







**30x60 cm Rettificato**  
12"x24" Rectified  
**R10 ± 8 mm**  
187 ■  
**005724** Walk White  
**005725** Walk Pearl  
**005726** Walk Ivory  
**005727** Walk Graphite



**Mosaico 5x5**  
**30x30 cm Rettificato**  
12"x12" Rectified  
**R10 120 ■**  
**005752** Walk White  
**005753** Walk Pearl  
**005754** Walk Ivory  
**005755** Walk Graphite

## special pieces

	 <b>Battiscopa</b> <b>7x60 cm</b> 20 ■ 39 ■	 * <b>Gradino Frontale</b> <b>Elle Costa Retta</b> <b>30x120x5 cm</b> 30x60x5 cm 1 ■ 38 ■ 1 ■ 233 ■	 * <b>Gradino Angolare</b> <b>Elle Costa Retta DX</b> <b>30x120x5 cm</b> 30x60x5 cm 1 ■ 222 ■ 1 ■ 174 ■	 * <b>Gradino Angolare</b> <b>Elle Costa Retta SX</b> <b>30x120x5 cm</b> 30x60x5 cm 1 ■ 222 ■ 1 ■ 174 ■			
White	005756	005772	005760	005776	005764	005777	005765
Pearl	005757	005773	005761	005778	005765	005779	005767
Ivory	005758	005774	005762	005780	005768	005781	005769
Graphite	005759	005775	005763	005782	005770	005783	005771

\* **Disponibili solo su ordinazione** . Available on demand

## weight and sizes

dimensioni sizes dimensions abmessungen	spessore thickness epaisseur stärke	pz/collo pcs/box pc/boite stk/ktn	mq/collo sqm/box m/boite qm/ktn	kg/collo kg/box kg/boite kg/ktn	colli/pallet box/europal boites/europal ktn/europal	mq/pallet sqm/pallet m/pallet qm/pallet	kg/europal kg/europal kg/europal kg/europal
120x120 Rettificato	10 mm	2	2,88	63,00	20	57,60	1320
60x120 Rettificato	9,5 mm	2	1,44	30,52	35	50,40	1090
60x60 Rettificato	8 mm	5	1,80	32,00	32	57,60	1088
30x60 Rettificato	8 mm	10	1,80	31,00	32	57,60	1010

## walk decors

La ripresa grafica tra le diverse lastre di decori può avere una tolleranza contenuta in 3mm. The tile graphic between the different slabs of decors could have a tolerance included in 3 mm. La suite graphique des différents décors peut présenter une tolérance allant jusqu'à 3 mm. Die Fliesengrafik zwischen den verschiedenen Dekorplatten kann eine Toleranz von bis zu 3 mm aufweisen.



Le bacchette sono profili decorativi in alluminio e vengono utilizzati per esaltare le pareti creando ambienti più dinamici ed eleganti sostituendosi alla fuga tradizionale. Decorative profiles have been developed to enhance walls creating dynamic and elegant environments replacing the classic grout. | Les baguettes sont des profilés décoratifs en aluminium et sont utilisées pour valoriser les murs, créant des environnements plus dynamiques et élégants en remplaçant le joint traditionnel. | Die Staebchen sind decorative Profile aus Aluminium und werden gebraucht an der Stelle der traditionellen Listellos um die Waende hochzuwerten. Ziel dafuer ist dynamischere und elegantere Einstellungen zu schaffen.



WALK PEARL, RIGATINO PEARL 60x120, BACCHETTA SILVER 0,5x60

### weight and sizes

dimensioni sizes dimensions abmessungen	spessore thickness épaisseur stärke	pz/collo pcs/box pc/boite stk/ktn	mq/collo sqm/box m/boite qm/ktn	kg/collo kg/box kg/boite kg/ktn	colli/pallet box/europal boites/europal ktn/europal	mq/pallet sqm/pallet m/pallet qm/pallet	kg/europal kg/europal kg/europal kg/europal
Rigatino 60x120 Rettificato	9,5 mm	2	1,44	30,52	35	50,40	1090
Bacchetta	5 mm	10	-	-	-	-	-

## walk collection



WALK IVORY 60x120, BACCHETTA BEIGE 0,5x60



WALK PEARL 120x120, 60x120

Iroc evoca la bellezza senza tempo della pietra naturale e ne trasmette vibrante l'energia pur conferendo classe e stabilità cromatica. Il design e la ricchezza della materia arricchiscono gli spazi e li rendono estremamente armoniosi. Iroc evokes the timeless beauty of natural stone and conveys vibrant energy into a classy and chromatic stability. Design and surface depth generate extremely harmonious spaces.



IROC WHITE 60x60 cm

# IROC Collection

**GRES PORCELLANATO IMPASTO COLORATO**  
 COLORED BODY PORCELAIN STONEWARE  
 GRÈS CÉRAME MASSE COLORÉ  
 FEINSTEINZEUG MIT EINGEFAERBTEN SCHERBEN

**GRES PORCELLANATO \***  
 PORCELAIN STONEWARE  
 GRÈS CÉRAME  
 FEINSTEINZEUG



colori • colors • couleurs • farben

V3



WHITE



GREIGE



MULTICOLOR



BLACK

formati • sizes • formats • formate

DCOF  
≥0.42

R9

R10

R11



**60x120** 24"x48"  
**Rettificato**  
 Rectified  
**R10 / R11**  
 ≈ 9,5 mm



**60x60** 24"x24"  
**Rettificato**  
 Rectified  
**R10**  
 ≈ 8 mm



**31x62** 12"x24"  
**Naturale**  
 Natural  
**R9**  
 ≈ 9 mm \*

Per una posa ottimale si raccomanda l'utilizzo di distanziatori autolivellanti. For an optimum installation we recommend the use of self-leveling spacers.

# iroc color and graphic variation

V3

iroc **white**



iroc **greige**



iroc **multicolor**




iroc **black**



# iroc sizes and surfaces



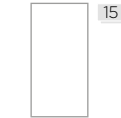
## indoor R10/R9



**60x120 cm Rettificato**  
24"x48" Rectified  
**R10  $\approx$  9,5 mm**  
189 ■  
**004410A** Iroc White  
**004411A** Iroc Greige  
**004430A** Iroc Black




**60x60 cm Rettificato**  
24"x24" Rectified  
**R10  $\approx$  8 mm**  
186 ■  
**005710** Iroc White  
**005711** Iroc Greige  
**005712** Iroc Black









**31x62 cm Naturale**  
12"x24" Natural  
**R9  $\approx$  9 mm \***  
185 ■  
**004413-** Iroc White  
**004414-** Iroc Greige  
**004415-** Iroc Multicolor  
**004503-** Iroc Black

## outdoor R11



**60x120 cm Rettificato**  
24"x48" Rectified  
**R11  $\approx$  9,5 mm**  
169 ■  
**005444** Iroc White OUT  
**005445** Iroc Greige OUT

## special pieces

	 <b>Battiscopa</b> <b>7x62 cm</b> 20 ■ 39 ■	 * <b>Gradino Frontale</b> <b>Elle Costa Retta</b> <b>30x120x5 cm R10</b> 1 ■ 38 ■	 * <b>Gradino Angolare</b> <b>Elle Costa Retta DX</b> <b>30x120x5 cm R10</b> 1 ■ 222 ■	 * <b>Gradino Angolare</b> <b>Elle Costa Retta SX</b> <b>30x120x5 cm R10</b> 1 ■ 222 ■	 * <b>Gradino Angolare</b> <b>Elle Costa Retta SX</b> <b>31x62x5 cm R9</b> 1 ■ 174 ■	 * <b>Gradino Angolare</b> <b>Elle Costa Retta SX</b> <b>31x62x5 cm R9</b> 1 ■ 174 ■
White	004425	004707	004716	004710	004720	004713
Greige	004426	004708	004717	004711	004721	004714
Multicolor	004427	-	004718	-	004722	-
Black	004502	004709	004719	004712	004723	004715

\* **Disponibili solo su ordinazione** . Available on demand

## weight and sizes

dimensioni sizes dimensions abmessungen	spessore thickness epaisseur stärke	pz/collo pcs/box pc/boite stk/ktn	mq/collo sqm/box m/boite qm/ktn	kg/collo kg/box kg/boite kg/ktn	colli/pallet box/europal boites/europal ktn/europal	mq/pallet sqm/pallet m/pallet qm/pallet	kg/europal kg/europal kg/europal kg/europal
60x120 Rettificato	9,5 mm	2	1,44	30,52	35	50,40	1090
60x60 Rettificato	8 mm	5	1,80	32,00	32	57,60	1088
31x62 Naturale	9 mm	7	1,35	21,70	40	54,00	1322

## iroc decors



**004422 120** ■  
Iroc Mosaico Listello  
White  
30x60 cm  
12"x24"  
5



**004423 120** ■  
Iroc Mosaico Listello  
Greige  
30x60 cm  
12"x24"  
5



**004424 120** ■  
Iroc Mosaico Listello  
Multicolor  
30x60 cm  
12"x24"  
5



**004507 120** ■  
Iroc Mosaico Listello  
Black  
30x60 cm  
12"x24"  
5



**004416 120** ■  
Iroc Mosaico 5x5  
White  
31x31 cm  
12"x12"  
12



**004417 120** ■  
Iroc Mosaico 5x5  
Greige  
31x31 cm  
12"x12"  
12



**004418 120** ■  
Iroc Mosaico 5x5  
Multicolor  
31x31 cm  
12"x12"  
12



**004506 120** ■  
Iroc Mosaico 5x5  
Black  
31x31 cm  
12"x12"  
12



**004419 11** ■  
Iroc Mosaico Esagonetta  
White  
29x29 cm  
11"x11"  
10



**004420 11** ■  
Iroc Mosaico Esagonetta  
Greige  
29x29 cm  
11"x11"  
10



**004421 11** ■  
Iroc Mosaico Esagonetta  
Multicolor  
29x29 cm  
11"x11"  
10



**004504 11** ■  
Iroc Mosaico Esagonetta  
Black  
29x29 cm  
11"x11"  
10



**IROC WHITE OUT 60x120 cm R11**

## iroc collection



**IROC MULTICOLOR 31x62 cm**



**IROC BLACK 60x120 cm**

L'eleganza classica reinterpretata in quattro colori moderni! Memento è una collezione versatile e capace di offrire soluzioni ricercate, soddisfa le più esigenti necessità estetiche. Grazie alle misure, ai colori, alle finiture ed ai mosaici disponibili, dona nuove prospettive e regala atmosfere ricercate in un fascino senza tempo. Classical elegance reinterpreted in four modern colors! Memento is a versatile collection and offers sophisticated solutions to satisfy the most demanding aesthetic requirements. Thanks to the numerous sizes, colors, finishes and mosaics available, it offers new perspectives and obtains charming, refined and timeless atmospheres.



MEMENTO TRAVERTINO AMBRA 60x120 cm

# MEMENTO TRAVERTINO


## Collection

### GRES PORCELLANATO IMPASTO COLORATO


COLORED BODY PORCELAIN STONEWARE

GRÈS CÉRAME MASSE COLORÉ

FEINSTEINZEUG MIT EINGEFAERBTEN SCHERBEN



colori • colors • couleurs • farben



BIANCO



AMBRA

formati • sizes • formats • formate

DCOF  
≥0.42

R9

LAPPATO  
PLUS



60x120 24"x48"

**Rettificato**

Rectified

**R9**

± 9,5 mm



60x60 24"x24"

**Rettificato**

Rectified

**R9**

± 9,5 mm




30x60 12"x24"

**Rettificato**

Rectified

**R9**

± 9,5 mm



59x118 23"x46.5"

**Rettificato**

Rectified

**LAPPATO plus+**

± 9,5 mm

Per una posa ottimale si raccomanda l'utilizzo di distanziatori autolivellanti. For an optimum installation we recommend the use of self-leveling spacers.

Posa a pavimento: si raccomanda la protezione con Fila MP/90 o similare. Floor installation: we recommend protection with Fila MP/90 or similar.

## memento travertino color and graphic variation


V3

memento travertino **bianco**memento travertino **ambra**

## memento travertino sizes and surfaces




## lappato plus



**59x118 cm Rettificato**  
23"x46.5" Rectified  
**± 9,5 mm**

108 ■  
**003760A** M. Travertino Bianco Lappato Plus  
**003759A** M. Travertino Ambra Lappato Plus

## indoor R9



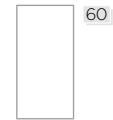
**60x120 cm Rettificato**  
24"x48" Rectified  
**R9 ± 9,5 mm**

189 ■  
**003756A** M. Travertino Bianco  
**003507A** M. Travertino Ambra



**60x60 cm Rettificato**  
24"x24" Rectified  
**R9 ± 9,5 mm**

185 ■  
**003749-** M. Travertino Bianco  
**003748-** M. Travertino Ambra



**30x60 cm Rettificato**  
12"x24" Rectified  
**R9 ± 9,5 mm**

187 ■  
**003731** M. Travertino Bianco  
**003730** M. Travertino Ambra

## decors



**003787** 54 ■  
Mosaico 5x5 Bianco  
**Lappato plus+**  
29,5x29,5 cm  
11,5"x11,5"

**003807** 120 ■  
Mosaico 5x5 Bianco  
**Naturale**  
30x30 cm  
12"x12"



**003785** 54 ■  
Mosaico 5x5 Ambra  
**Lappato plus+**  
29,5x29,5 cm  
11,5"x11,5"

**003805** 120 ■  
Mosaico 5x5 Ambra  
**Naturale**  
30x30 cm  
12"x12"



**003793** 96 ■  
Muretto Bianco 7,5x15  
**Lappato plus+**  
29,5x29,5 cm  
11,5"x11,5"



**003791** 96 ■  
Muretto Ambra 7,5x15  
**Lappato plus+**  
29,5x29,5 cm  
11,5"x11,5"

## special pieces



**Battiscopa**  
**7x60 cm**  
20 ■ 39 ■



\* **Gradino Frontale**  
**Elle Costa Retta**  
**30x120x5 cm**

1 ■ 38 ■  
30x60x5 cm  
1 ■ 233 ■



\* **Gradino Angolare**  
**Elle Costa Retta DX**  
**30x120x5 cm**

1 ■ 222 ■  
30x60x5 cm  
1 ■ 174 ■



\* **Gradino Angolare**  
**Elle Costa Retta SX**  
**30x120x5 cm**

1 ■ 222 ■  
30x60x5 cm  
1 ■ 174 ■

Bianco	003813	004624	004590	004628	004616	004629	004617
Ambra	003811	004627	004595	004634	004620	004635	004623
	<b>7x59cm</b> 20 ■ 41 ■	<b>30x118x5 cm</b> 1 ■ 96 ■		<b>30x118x5 cm</b> 1 ■ 219 ■		<b>30x118x5 cm</b> 1 ■ 219 ■	
Bianco Lappato Plus	004062	004636		004640		004641	
Ambra Lappato Plus	004221	004639		004646		004647	

\* **Disponibili solo su ordinazione** . Available on demand

## weight and sizes

dimensioni sizes dimensions abmessungen	spessore thickness epaisseur stärke	pz/collo pcs/box pc/boite stk/ktn	mq/collo sqm/box m/boite qm/ktn	kg/collo kg/box kg/boite kg/ktn	colli/pallet box/europal boites/europal ktn/europal	mq/pallet sqm/pallet m/pallet qm/pallet	kg/europal kg/europal kg/europal kg/europal
59x118 Lappato Plus Rettificato	9,5 mm	2	1,39	28,80	35	48,72	1028
60x120 Rettificato	9,5 mm	2	1,44	30,52	35	50,40	1090
60x60 Rettificato	9,5 mm	5	1,80	35,50	24	43,20	872
30x60 Rettificato	9,5 mm	7	1,26	25,90	40	50,40	1050

La collezione Ermetica custodisce gelosamente i dettagli millenari della pietra naturale, dettagli che esercitano uno straordinario fascino agli occhi di chi guarda e di chi vive le sfumature della contemporaneità. Il design poliedrico asseconda i sognatori mentre le sovrapposizioni di materia e colore realizzate in gres porcellanato altamente performante, creano ambienti unici dal fascino senza tempo, un look raffinato, sempre bello ed anche Lavagna, nel pieno rispetto dell'ambiente! 4 colori e 3 formati per soddisfare ogni esigenza! The Ermetica collection jealously shows the millenary details of natural stone, details that provide an extraordinary charm in the eyes of those who look and those who enjoy the nuances of contemporary living. The versatile design stands with dreamers while material and color made of highly performing porcelain stoneware, create unique environments with timeless fashion, a gentle look, always beautiful and Lavagna, in full respect of the environment! 4 colors and 3 sizes for the most demanding!



ERMETICA CREMA, RIGAT-ONE BIANCO 60x120 cm

# ERMETICA Collection

## GRES PORCELLANATO IMPASTO COLORATO

COLORED BODY PORCELAIN STONEWARE  
GRÈS CÉRAME MASSE COLORÉ  
FEINSTEINZEUG MIT EINGEFAERBTEN SCHERBEN



colori • colors • couleurs • farben

V3



BIANCO

CREMA


GRIGIO

LAVAGNA

formati • sizes • formats • formate

DCOF  
≥0.42

R10



120x120 48"x48"  
**Rettificato**  
Rectified  
**R10**  
≈ 10 mm

60x120 24"x48"  
**Rettificato**  
Rectified  
**R10**  
≈ 9,5 mm

60x60 24"x24"  
**Rettificato**  
Rectified  
**R10**  
≈ 9,5 mm

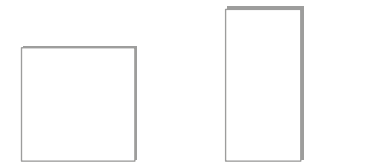
30x60 12"x24"  
**Rettificato**  
Rectified  
**R10**  
≈ 9,5 mm

## ULTRA OUTDOOR ≈ 20 mm ≈ 30 mm

Dettagli della gamma spessorati per esterno a pagina 226 . Details of the exterior flooring range on page 226  
Détails de la gamme de revêtements de sol extérieurs page 226 . Details zum Außenboden-Sortiment auf Seite 226

DCOF  
≥0.42

R11



60x60 24"x24"  
**Rettificato**  
Rectified  
**R11**  
≈ 20 mm

40x80 16"x32"  
**Rettificato**  
Rectified  
**R11**  
≈ 30 mm

Per una posa ottimale si raccomanda l'utilizzo di distanziatori autolivellanti. For an optimum installation we recommend the use of self-leveling spacers.

# ermetica color and graphic variation

V3

ermetica **bianco**



ermetica **crema**



ermetica **grigio**



ermetica **lavagna**





# ermetica sizes and surfaces



## indoor R10

 <p><b>120x120 cm Rettificato</b> 48"x48" Rectified <b>R10 ± 10 mm</b> 191 ■ <b>005849</b> Ermetica Bianco <b>005850</b> Ermetica Crema</p>	 <p><b>60x120 cm Rettificato</b> 24"x48" Rectified <b>R10 ± 9,5 mm</b> 189 ■ <b>004999A</b> Ermetica Bianco <b>005002A</b> Ermetica Crema <b>005000A</b> Ermetica Grigio <b>005001A</b> Ermetica Lavagna</p>	 <p><b>60x60 cm Rettificato</b> 24"x24" Rectified <b>R10 ± 9,5 mm</b> 185 ■ <b>004995</b> Ermetica Bianco <b>004998</b> Ermetica Crema <b>004996</b> Ermetica Grigio <b>004997</b> Ermetica Lavagna</p>	 <p><b>30x60 cm Rettificato</b> 12"x24" Rectified <b>R10 ± 9,5 mm</b> 187 ■ <b>004991</b> Ermetica Bianco <b>004994</b> Ermetica Crema <b>004992</b> Ermetica Grigio <b>004993</b> Ermetica Lavagna</p>	 <p><b>Mosaico 5x5</b> <b>30x30 cm Rettificato</b> 12"x12" Rectified <b>R10 120</b> ■ <b>005031</b> Ermetica Bianco <b>005034</b> Ermetica Crema <b>005032</b> Ermetica Grigio <b>005033</b> Ermetica Lavagna</p>
--	---	--	--	--

## decors

 <p><b>005515</b> 195 ■ Rigat-One Ermetica Bianco 60x120 cm Rett. 24"x48" Rect. ± 9,5mm</p>	 <p><b>005516</b> 195 ■ Rigat-One Ermetica Lavagna 60x120 cm Rett. 24"x48" Rect. ± 9,5mm</p>
--	---





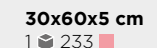

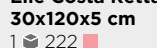
## ultra outdoor R11

Only: Bianco, Grigio, Lavagna

**FORMATI . SIZES ± 20 mm**  
**60x60 cm** 24"x24"  
**FORMATI . SIZES ± 30 mm**  
**40x80 cm** 16"x32"



## special pieces

	 <b>Battiscopa</b> <b>7x60 cm</b> 20 ■ 39 ■	 * <b>Gradino Frontale</b> <b>Elle Costa Retta</b> <b>30x120x5 cm</b> 1 ■ 38 ■	 * <b>Gradino Angolare</b> <b>Elle Costa Retta DX</b> <b>30x120x5 cm</b> 1 ■ 222 ■	 * <b>Gradino Angolare</b> <b>Elle Costa Retta SX</b> <b>30x120x5 cm</b> 1 ■ 222 ■	 <b>30x60x5 cm</b> 1 ■ 233 ■	 <b>30x60x5 cm</b> 1 ■ 174 ■	 <b>30x60x5 cm</b> 1 ■ 174 ■
Bianco	005003	005007	005019	005008	005020	005009	005021
Crema	005006	005016	005028	005017	005029	005018	005030
Grigio	005004	005010	005022	005011	005023	005012	005024
Lavagna	005005	005013	005025	005014	005026	005015	005027

\* **Disponibili solo su ordinazione** . Available on demand

## weight and sizes

dimensioni sizes dimensions abmessungen	spessore thickness epaisseur stärke	pz/collo pcs/box pc/boite stk/ktn	mq/collo sqm/box m/boite qm/ktn	kg/collo kg/box kg/boite kg/ktn	colli/pallet box/europal boites/europal ktn/europal	mq/pallet sqm/pallet m/pallet qm/pallet	kg/europal kg/europal kg/europal kg/europal
120x120 Rettificato	10 mm	2	2,88	63,00	20	57,60	1320
60x120 Rettificato	9,5 mm	2	1,44	30,52	35	50,40	1090
Rigat-One 60x120 Rettificato	9,5 mm	2	1,44	30,52	35	50,40	1090
60x60 Rettificato	9,5 mm	4	1,44	28,40	32	46,08	920
30x60 Rettificato	9,5 mm	8	1,44	29,60	32	46,08	960


I colori Nature si ispirano a pietre sobrie ed armoniose ma anche eleganti e ricche di particolari, sviluppate con le moderne tecnologie in gres porcellanato per ridefinire gli ambienti esterni, sia a pavimento che a rivestimento per le moderne architetture. Nature colors are inspired by sober and harmonious stones but also elegant and rich in details, developed with most modern technologies to redefine outdoor environments and suitable both for floors and walls installations in contemporary architectures.



NATURE BIANCO OUT R11 31x62 cm

# NATURE OUT Collection

**GRES PORCELLANATO**  
PORCELAIN STONEWARE  
GRÈS CÉRAMÉ  
FEINSTEINZEUG




**colori** • colors • couleurs • farben


V2



BIANCO



GRIGIO



GREIGE

**formati** • sizes • formats • formate

DCOF  
≥0.42

R11



**31x62** 12"x24"  
**Naturale**  
Natural  
**R11**  
≅ 9 mm



**15,3x31** 6"x12"  
**Naturale**  
Natural  
**R11**  
≅ 9 mm

Per una posa ottimale si raccomanda l'utilizzo di distanziatori autolivellanti. For an optimum installation we recommend the use of self-leveling spacers.


# nature color and graphic variation

v2

nature **bianco**



nature **grigio**



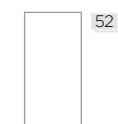
nature **greige**



# nature sizes and surfaces



## outdoor R11





**31x62 cm Naturale \***  
12"x24" Natural  
**R11 ± 9 mm**  
185 ■  
**303916** Nature Bianco OUT  
**303917** Nature Grigio OUT  
**303918** Nature Greige OUT



**15,3x31 cm Naturale \***  
6"x12" Natural  
**R11 ± 9 mm**  
185 ■  
**303996** Nature Bianco OUT  
**303997** Nature Grigio OUT  
**303998** Nature Greige OUT

## special pieces

	 <b>Battiscopa 7x60 cm</b> 20 ■ 39 ■	 * <b>Gradino Frontale Elle Costa Retta 31x62x5 cm</b> 1 ■ 233 ■	 * <b>Gradino Angolare Elle Costa Retta DX 31x62x5 cm</b> 1 ■ 174 ■	 * <b>Gradino Angolare Elle Costa Retta SX 31x62x5 cm</b> 1 ■ 174 ■	 * <b>Terminale a Elle Monolitico 15x30x4 cm</b> 8 ■ 221 ■
Bianco OUT	801828	801832L	801833L	801834L	801861
Grigio OUT	801830	801838L	801839L	801840L	801862
Greige OUT	801831	801841L	801842L	801843L	801863

\* **Disponibili solo su ordinazione** . Available on demand  
\* **È OBBLIGATORIO posare il Terminale a Elle Monolitico SFALSATO essendo di dimensione diversa rispetto alle piastrelle**  
It is MANDATORY to lay Terminale a Elle Monolitico STAGGERED (not following same joint) due to the difference in dimension between tiles and special pieces

## weight and sizes

dimensioni sizes dimensions abmessungen	spessore thickness epaisseur stärke	pz/collo pcs/box pc/boite stk/ktn	mq/collo sqm/box m/boite qm/ktn	kg/collo kg/box kg/boite kg/ktn	colli/pallet box/europal boites/europal ktn/europal	mq/pallet sqm/pallet m/pallet qm/pallet	kg/europal kg/europal kg/europal kg/europal
31x62 Naturale	9 mm	7	1,35	21,70	60	81,00	1322
15,3x31 Naturale	9 mm	17	0,80	13,17	85	68,51	1140

MARBLE&STONE LOOK

CONCRETE&RESIN LOOK


WOOD LOOK

WALL DESIGN

OUTDOOR SPACES

SPECIAL PIECES IN&OUT

Pietra di Bali e Blue Wave si incontrano in un equilibrio perfetto tra materia e colore, dando vita a superfici dal forte carattere naturale, ideali per valorizzare spazi contemporanei, piscine e ambienti wellness con eleganza e continuità estetica. Pietra di Bali and Blue Wave come together in a perfect balance of texture and color, creating surfaces with a strong natural character, ideal for enhancing contemporary spaces, pools and wellness areas with elegance and visual continuity.




PIETRA DI BALI 31x62, 15x15 cm | SIERRA BEIGE 20x122 cm

# PIETRA DI BALI - BLUE WAVE

## Collection

**GRES PORCELLANATO**  
PORCELAIN STONEWARE  
GRÈS CÉRAMÉ  
FEINSTEINZEUG



**colori** • colors • couleurs • farben

V4



PIETRA DI BALI



BLUE WAVE

**formati** • sizes • formats • formate

R11



**31x62** 12"x24"  
**Naturale**  
Natural  
**R11**  
≅ 8 mm



**15x15** 6"x6"  
**Rettificato**  
Rectified  
**R11**  
≅ 8 mm


# pietra di bali e blue wave color and graphic variation



pietra di bali




blue wave



# pietra di bali e blue wave sizes and surfaces



outdoor R11



**31x62 cm Naturale**  
12"x24" Natural  
**R11 ± 8 mm**  
185 ■  
**005964** Pietra di Bali OUT  
**005962** Blue Wave OUT



**15x15 cm Rettificato**  
6"x6" Rectified  
**R11 ± 8 mm**  
169 ■  
**005963** Pietra di Bali OUT  
**005961** Blue Wave OUT



BLUE WAVE 15x15 cm | ULTRA IKON AMBER 30x122 cm

**special pieces**



**Battiscopa**  
**7x31 cm**  
46 ■ 182 ■

Pietra di Bali **R11** 006055  
Blue Wave **R11** 006059



\* **Gradino Frontale**  
**Elle Costa Retta**  
**31x62x5 cm**  
1 ■ 233 ■

006056  
006060



\* **Gradino Angolare**  
**Elle Costa Retta DX**  
**31x62x5 cm**  
1 ■ 174 ■

006057  
006061



\* **Gradino Angolare**  
**Elle Costa Retta SX**  
**31x62x5 cm**  
1 ■ 174 ■

006058  
006062

\* **É OBBLIGATORIO** posare il Terminale a Elle Monolitico SFALSATO essendo di dimensione diversa rispetto alle piastrelle  
It is **MANDATORY** to lay Terminale a Elle Monolitico STAGGERED (not following same joint) due to the difference in dimension between tiles and special pieces

**weight and sizes**

dimensioni sizes dimensions abmessungen	spessore thickness épaisseur stärke	pz/collo pcs/box pc/boite stk/ktn	mq/collo sqm/box m/boite qm/ktn	kg/collo kg/box kg/boite kg/ktn	colli/pallet box/europal boites/europal ktn/europal	mq/pallet sqm/pallet m/pallet qm/pallet	kg/europal kg/europal kg/europal kg/europal
31x62 Naturale	8 mm	8	1,54	24,00	60	92,40	1460
15x15 Rettificato	8 mm	38	0,855	12,54	85	72,68	1080

L'interpretazione della pietra in uno dei formati tipici della tradizione italiana. Realizzati con la moderna tecnologia del gres porcellanato, trovano applicazione in ampi spazi di utilizzo, dal pavimento al rivestimento, in interno ed esterno, offrendo risultati estetici accattivanti. The most popular Quartzite/Slate looks. The porcelain details are impressive and both colors are suitable for all kind of outdoor installations and indoor as beautiful walls.




PIETRONE 31x62 cm | CEMENTONE GARE SAND OUT 31x62 cm

# PIETRONE-ROCCIONE

## Collection

**GRES PORCELLANATO**  
PORCELAIN STONEWARE  
GRÈS CÉRAMÉ  
FEINSTEINZEUG



**colori** • colors • couleurs • farben



PIETRONE



ROCCIONE

**formati** • sizes • formats • formate



**31x62** 12"x24"  
**Naturale**  
Natural  
**R11**  
≅ 9 mm



**15,3x31** 6"x12"  
**Naturale**  
Natural  
**R11**  
≅ 9 mm



**15x15** 6"x6"  
**Rettificato**  
Rectified  
**R11**  
≅ 9 mm

V4

R11




pietrone



roccione



outdoor R11



**31x62 cm Naturale**  
12"x24" Natural  
**R11 ± 9 mm**  
185 ■  
**005062** Pietrone OUT  
**005063** Roccione OUT



**15,3x31 cm Naturale**  
6"x12" Natural  
**R11 ± 9 mm**  
185 ■  
**004078** Pietrone OUT  
**004079** Roccione OUT



**15x15 cm Rettificato**  
6"x6" Rectified  
**R11 ± 9 mm**  
169 ■  
**005959** Pietrone OUT  
**005960** Roccione OUT



ROCCIONE 31x62 cm | NATURE GREIGE OUT 31x62 cm

special pieces



**Battiscopa**  
**7,5x31 cm**  
46 ■ 182 ■



**\* Terminale a Elle Monolitico**  
**15x30x4 cm**  
8 ■ 221 ■


Pietrone **R11** 004108 004095-  
Roccione **R11** 004174 004096-

**\* É OBBLIGATORIO posare il Terminale a Elle Monolitico SFALSATO essendo di dimensione diversa rispetto alle piastrelle**  
It is MANDATORY to lay Terminale a Elle Monolitico STAGGERED (not following same joint) due to the difference in dimension between tiles and special pieces

weight and sizes

dimensioni sizes dimensions abmessungen	spessore thickness épaisseur stärke	pz/collo pcs/box pc/boite stk/ktn	mq/collo sqm/box m/boite qm/ktn	kg/collo kg/box kg/boite kg/ktn	colli/pallet box/euopal boites/euopal ktn/euopal	mq/pallet sqm/pallet m/pallet qm/pallet	kg/euopal kg/euopal kg/euopal kg/euopal
31x62 Naturale	9 mm	7	1,35	21,70	60	81,00	1322
15,3x31 Naturale	9 mm	17	0,80	13,17	85	68,51	1140
15x15 Rettificato	9 mm	34	0,765	13,60	85	65,00	1170


Un sandstone che testimonia fedelmente la leggerezza cromatica della materia originale, ricreandone le stratificazioni del tempo ed ottimizzandone la possibilità di utilizzo in ambienti esterni. A sandstone look that faithfully recreates the chromatic lightness of the original material, reproducing the stratifications of time and optimizing the usefulness usage in outdoor environments.



STONE MIX PIOMBO 31x62 cm

# STONE MIX Collection

**GRES PORCELLANATO**  
PORCELAIN STONEWARE  
GRÈS CÉRAMÉ  
FEINSTEINZEUG



**colori** • colors • couleurs • farben

V3



FANGO



PIOMBO

**formati** • sizes • formats • formate

R11



**31x62 12"x24"**  
**Naturale**  
Natural  
**R11**  
**≈ 9 mm**

# stone mix color and graphic variation

V3

stone mix **fango**




stone mix **piombo**



# stone mix sizes and surfaces



## outdoor R11



**31x62 cm Naturale**  
 12"x24" Natural  
**R11 ± 9 mm**  
 185 ■  
**STM001-** Stone Mix Fango OUT  
**STM002** Stone Mix Piombo OUT



STONE MIX FANGO 31x62 cm

special pieces	 <b>Battiscopa</b> 7x60 cm 20 ■ 39 ■	 <b>Gradino Frontale Elle Costa Retta</b> 30x60x5 cm 1 ■ 233 ■	 <b>Gradino Angolare Elle Costa Retta DX</b> 30x60x5 cm 1 ■ 174 ■	 <b>Gradino Angolare Elle Costa Retta SX</b> 30x60x5 cm 1 ■ 174 ■	 <b>Terminale a Elle Monolitico</b> 15x30x4 cm 8 ■ 221 ■
Fango <b>R11</b>	STM011	STM031	STM043	STM041	STM021
Piombo <b>R11</b>	STM012	STM032	STM044	STM042	STM022

\* **Disponibili solo su ordinazione** . Available on demand  
 \* **È OBBLIGATORIO posare il Terminale a Elle Monolitico SFALSATO essendo di dimensione diversa rispetto alle piastrelle**  
 It is MANDATORY to lay Terminale a Elle Monolitico STAGGERED (not following same joint) due to the difference in dimension between tiles and special pieces

weight and sizes	spessore thickness épaisseur stärke	pz/collo pcs/box pc/boite stk/ktn	mq/collo sqm/box m/boite qm/ktn	kg/collo kg/box kg/boite kg/ktn	colli/pallet box/europal boites/europal ktn/europal	mq/pallet sqm/pallet m/pallet qm/pallet	kg/europal kg/europal kg/europal kg/europal
31x62 Naturale	9 mm	7	1,35	21,70	60	81,00	1322

STONE MIX

MARBLE&STONE LOOK

CONCRETE&RESIN LOOK

WOOD LOOK

WALL DESIGN

OUTDOOR SPACES

SPECIAL PIECES IN&OUT

# concrete & resin look

effetto cemento e resina

MATERIA	PG 90
ABITA	PG 96
PORTLAND	PG 100
CONTEMPORARY	PG 104
CULT	PG 108
EMOTION	PG 112
EVOQ	PG 116
CEMENTONE	PG 120

La collezione Materia celebra la purezza degli elementi attraverso una palette cromatica ispirata alla natura: Avorio, Corda, Greige, Cotto e Verde. Una superficie in gres porcellanato che fonde forza e delicatezza, offrendo una versatilità totale grazie ai grandi formati 120x120 cm e alle sofisticate decorazioni 3D "Vertigo". Materia è l'equilibrio perfetto tra estetica contemporanea e calore primordiale, trasformando ogni ambiente in un rifugio di autentico benessere. The Materia collection celebrates the purity of the elements through a color palette inspired by nature: Avorio, Corda, Greige, Cotto, and Verde. A porcelain stoneware surface that blends strength and delicacy, offering total versatility thanks to large 120x120 cm formats and sophisticated "Vertigo" 3D decorations. Materia is the perfect balance between contemporary aesthetics and primordial warmth, transforming every space into a sanctuary of authentic well-being.



**MATERIA** AVORIO, VERTIGO COTTO 60x120 cm

# MATERIA Collection

**GRES PORCELLANATO IMPASTO COLORATO**  
 COLORED BODY PORCELAIN STONEWARE  
 GRÈS CÉRAME MASSE COLORÉ  
 FEINSTEINZEUG MIT EINGEFAERBTEN SCHERBEN







**colori** • colors • couleurs • farben



AVORIO CORDA COTTO GREIGE VERDE

**formati** • sizes • formats • formate




			
<b>120x120</b> 48"x48"	<b>60x120</b> 24"x48"	<b>60x60</b> 24"x24"	<b>30x60</b> 12"x24"
<b>Rettificato</b> Rectified	<b>Rettificato</b> Rectified	<b>Rettificato</b> Rectified	<b>Rettificato</b> Rectified
<b>R10</b> ≅ 10 mm	<b>R10 / R11</b> ≅ 9,5 mm	<b>R10</b> ≅ 8 mm	<b>R10</b> ≅ 8 mm

Per una posa ottimale si raccomanda l'utilizzo di distanziatori autolivellanti. For an optimum installation we recommend the use of self-leveling spacers.

# materia color and graphic variation

V3

materia **avorio**



materia **greige**



materia **corda**



materia **verde**




materia **cotto**




# materia sizes and surfaces



## indoor R10



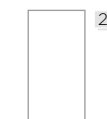
**120x120 cm Rettificato**  
48"x48" Rectified  
**R10 ± 10 mm**  
165 ■  
**005954** Materia Avorio  
**005955** Materia Greige



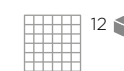
**60x120 cm Rettificato**  
24"x48" Rectified  
**R10 ± 9,5 mm**  
169 ■  
**005949** Materia Avorio  
**005951** Materia Corda  
**005952** Materia Cotto  
**005950** Materia Greige  
**005953** Materia Verde



**60x60 cm Rettificato**  
24"x24" Rectified  
**R10 ± 8 mm**  
186 ■  
**005944** Materia Avorio  
**005946** Materia Corda  
**005947** Materia Cotto  
**005945** Materia Greige  
**005948** Materia Verde



**30x60 cm Rettificato**  
12"x24" Rectified  
**R10 ± 8 mm**  
187 ■  
**005941** Materia Avorio  
**005943** Materia Corda  
**005942** Materia Greige



**Mosaico 5x5 \***  
**30x30 cm Rettificato**  
12"x12" Rectified  
**R10 120 ■**  
**006015** Materia Avorio  
**006017** Materia Corda  
**006018** Materia Cotto  
**006016** Materia Greige  
**006019** Materia Verde

\* Disponibili solo su ordinazione  
Available on demand

## special pieces

	 <b>Battiscopa</b> <b>7x60 cm</b> 20 ■ 39 ■	 * <b>Gradino Frontale</b> <b>Elle Costa Retta</b> <b>30x120x5 cm</b> 1 ■ 38 ■	 * <b>Gradino Angolare</b> <b>Elle Costa Retta DX</b> <b>30x120x5 cm</b> 1 ■ 222 ■	 * <b>Gradino Angolare</b> <b>Elle Costa Retta SX</b> <b>30x120x5 cm</b> 1 ■ 222 ■	 * <b>Gradino Angolare</b> <b>Elle Costa Retta DX</b> <b>30x60x5 cm</b> 1 ■ 174 ■	 * <b>Gradino Angolare</b> <b>Elle Costa Retta SX</b> <b>30x60x5 cm</b> 1 ■ 174 ■	
Avorio	006020	006040	006025	006045	006030	006046	006031
Corda	006022	006042	006027	006049	006034	006050	006035
Greige	006021	006041	006026	006047	006032	006048	006033
Cotto	006023	006043	006028	006051	006036	006052	006037
Verde	006024	006044	006029	006053	006038	006054	006039


\* Disponibili solo su ordinazione . Available on demand

## weight and sizes

dimensioni sizes dimensions abmessungen	spessore thickness epaisseur stärke	pz/collo pcs/box pc/boite stk/ktn	mq/collo sqm/box m/boite qm/ktn	kg/collo kg/box kg/boite kg/ktn	colli/pallet box/europal boites/europal ktn/europal	mq/pallet sqm/pallet m/pallet qm/pallet	kg/europal kg/europal kg/europal kg/europal
120x120 Rettificato	10 mm	2	2,88	63,00	20	57,60	1320
60x120 Rettificato	9,5 mm	2	1,44	30,52	35	50,40	1090
60x60 Rettificato	8 mm	5	1,80	32,00	32	57,60	1088
30x60 Rettificato	8 mm	10	1,80	31,00	32	57,60	1010

# Materia decors

La ripresa grafica tra le diverse lastre di decors può avere una tolleranza contenuta in 3mm. Per creare la composizione grafica dei Vertigo i decors hanno un unico verso di posa. The tile graphic between the different slabs of decors could have a tolerance included in 3 mm. To create the graphic composition, the Vertigo have a single direction of installation. La suite graphique des différents décors peut présenter une tolérance allant jusqu'à 3 mm. Pour créer la composition graphique, le modèle Vertigo doit être posé dans une seule direction. Die Fliesengrafik zwischen den verschiedenen Dekorplatten kann eine Toleranz von bis zu 3 mm aufweisen. Für die grafische Komposition muss das Modell Vertigo in einer einzigen Verlegerichtung installiert werden.



Le bacchette sono profili decorativi in alluminio e vengono utilizzati per esaltare le pareti creando ambienti più dinamici ed eleganti sostituendosi alla fuga tradizionale. Decorative profiles have been developed to enhance walls creating dynamic and elegant environments replacing the classic grout. | Les baguettes sont des profilés décoratifs en aluminium et sont utilisées pour valoriser les murs, créant des environnements plus dynamiques et élégants en remplaçant le joint traditionnel. | Die Stäbchen sind decorative Profile aus Aluminium und werden gebraucht an der Stelle der traditionellen Listellos um die Waende hochzuwerten. Ziel dafür ist dynamischere und elegantere Einstellungen zu schaffen.

- 201724 533** ■  
Bacchetta Beige  
0,5x60 cm  
0.2"x24"
- 201725 533** ■  
Bacchetta Rame  
0,5x60 cm  
0.2"x24"
- 201726 227** ■  
Bacchetta Salvia  
0,5x60 cm  
0.2"x24"



## weight and sizes

dimensioni sizes dimensions abmessungen	spessore thickness épaisseur stärke	pz/collo pcs/box pc/boite stk/ktn	mq/collo sqm/box m/boite qm/ktn	kg/collo kg/box kg/boite kg/ktn	colli/pallet box/europal boites/europal ktn/europal	mq/pallet sqm/pallet m/pallet qm/pallet	kg/europal kg/europal kg/europal kg/europal
Vertigo 60x120 Rettificato	9,5 mm	2	1,44	30,52	35	50,40	1090
Bacchetta	5 mm	10	-	-	-	-	-

# Materia collection



MATERIA COTTO, VERTIGO CORDA 60x120 cm



MATERIA GREIGE, VERDE, VERTIGO VERDE 60x120 cm

MARBLE&STONE LOOK  
CONCRETE&RESIN LOOK  
WOOD LOOK  
WALL DESIGN  
OUTDOOR SPACES  
SPECIAL PIECES IN&OUT

Interpreta la profonda essenza del metallo alleggerendone le sfumature ed esaltandone i dettagli della ricchezza grafica. Il design industrial-contemporaneo e le superfici lievemente stonalizzate impreziosiscono sia gli spazi residenziali che commerciali e contribuiscono alla realizzazione di ambienti moderni e grintosi, grazie anche ad una speciale applicazione sulla superficie che ne esalta il design. Reproduction of the essence of the metal, light nuances and rich graphic. The design contemporary-industrial and the slightly shaded surfaces enrich both residential and commercial areas and allow the creation of modern and gritty environments, thanks also to a special application on the surface that enhance the design.



ABITA ARGENTO, DECORS JUMBO MIX 60x120 cm

# ABITA Collection

## GRES PORCELLANATO IMPASTO COLORATO

COLORED BODY PORCELAIN STONEWARE

GRÈS CÉRAME MASSE COLORÉ

FEINSTEINZEUG MIT EINGEFAERBTEN SCHERBEN



colori • colors • couleurs • farben



ARGENTO

NICHEL

FERRO

BRONZO

formati • sizes • formats • formate



60x120 24"x48"  
**Rettificato**  
Rectified  
**R9**  
± 9,5 mm



80x80 32"x32" \*  
**Rettificato**  
Rectified  
**R9**  
± 9,5 mm



60x60 24"x24"  
**Rettificato**  
Rectified  
**R9**  
± 9,5 mm

\* Fino ad esaurimento scorte verrà fornito il formato 81x81. Subject to stock availability, sizes 81x81 will be supplied.  
Sous réserve de disponibilité, les formats 81x81 seront proposés. Vorbehaltlich der Verfügbarkeit werden die Formate 81x81 bereitgestellt.

Per una posa ottimale si raccomanda l'utilizzo di distanziatori autolivellanti. For an optimum installation we recommend the use of self-leveling spacers.

# abita color and graphic variation

V3

abita **argento**



abita **nicel**



abita **ferro**



abita **bronzo**



# abita sizes and surfaces



## indoor R9




**60x120 cm Rettificato**  
24"x48" Rectified  
**R9 ± 9,5 mm**  
189 ■  
**004437A** Abita Argento  
**004438A** Abita Nichel  
**004440A** Abita Ferro  
**004439A** Abita Bronzo



**80x80 cm Rettificato**  
32"x32" Rectified  
**R9 ± 9,5 mm**  
189 ■  
**004433-** Abita Argento  
**004434-** Abita Nichel  
**004435-** Abita Bronzo



**60x60 cm Rettificato**  
24"x24" Rectified  
**R9 ± 9,5 mm**  
185 ■  
**004441** Abita Argento  
**004442** Abita Nichel  
**004444** Abita Ferro  
**004443** Abita Bronzo



**Mosaico 5x5**  
**30x30 cm Rettificato**  
12"x12" Rectified  
**R9 120** ■  
**004449** Abita Argento  
**004450** Abita Nichel  
**004452** Abita Ferro  
**004451** Abita Bronzo


## decor



**005443** 199 ■  
Decors Jumbo Mix  
60x120 cm Rett.  
24"x48" Rect.  
**R9**



**005620** 199 ■  
Decors Silver Tree  
60x120 cm Rett.  
24"x48" Rect.  
**R9**



**303718** 141 ■  
Solid Décor  
60x60 cm Rett.  
24"x24" Rect.  
**R9**

**004497** 65 ■  
Listello Vintage  
0,8x1x60 cm  
0,3"x0,4"x24"  
10 ■

**004495** 126 ■  
Listello Alluminio Battuto  
0,2x1x60 cm  
0,07"x0,4"x24"  
10 ■

## special pieces

	<b>Battiscopa</b> 7x60 cm 20 ■ 39 ■	* <b>Gradino Frontale</b> Elle Costa Retta 30x120x5 cm 1 ■ 38 ■	<b>30x60x5 cm</b> 1 ■ 233 ■	* <b>Gradino Angolare</b> Elle Costa Retta DX 30x120x5 cm 1 ■ 222 ■	<b>30x60x5 cm</b> 1 ■ 174 ■	* <b>Gradino Angolare</b> Elle Costa Retta SX 30x120x5 cm 1 ■ 222 ■	<b>30x60x5 cm</b> 1 ■ 174 ■
Argento	004453	004465	004600	004457	004765	004461	004766
Nichel	004454	004466	004601	004458	004767	004462	004770
Ferro	004456	004468	004602	004460	004768	004464	004771
Bronzo	004455	004467	004603	004459	004769	004463	004772

\* **Disponibili solo su ordinazione** . Available on demand

## weight and sizes

dimensioni sizes dimensions abmessungen	spessore thickness épaisseur stärke	pz/collo pcs/box pc/boite stk/ktn	mq/collo sqm/box m/boite qm/ktn	kg/collo kg/box kg/boite kg/ktn	colli/pallet box/europal boites/europal ktn/europal	mq/pallet sqm/pallet m/pallet qm/pallet	kg/europal kg/europal kg/europal kg/europal
60x120 Rettificato	9,5 mm	2	1,44	30,52	35	50,40	1090
80x80 Rettificato*	9,5 mm	3	1,92	39,00	32	61,44	1268
60x60 Rettificato	9,5 mm	4	1,44	28,40	32	46,08	920

\* **Fino ad esaurimento scorte verrà fornito il formato 81x81.** Subject to stock availability, sizes 81x81 will be supplied.  
Sous réserve de disponibilité, les formats 81x81 seront proposés. Vorbehaltlich der Verfügbarkeit werden die Formate 81x81 bereitgestellt.

Le 6 proposte cromatiche ed i molteplici formati disponibili, permettono soluzioni progettuali che si integrano perfettamente nella ricerca stilistica dell'effetto cemento e soddisfano ogni esigenza dell'architettura urbana. La serie Portland arricchisce di cromie e nuance contemporanee gli ambienti ed è ideale a pavimento e a rivestimento, sia per uso residenziale che commerciale. The 6 color proposals and the multiple sizes available, allow technical solutions that are perfectly integrated in the stylistic research of the concrete look and satisfy every need of modern architecture. Portland enriches rooms with contemporary colors and nuances and is suitable for floors and walls installations, both residential and commercial.



PORTLAND IVORY 60x60 cm - 30x60 cm | DECORS ROYALE 60x120 cm

# PORTLAND Collection

**GRES PORCELLANATO IMPASTO COLORATO - UGL**  
 COLORED BODY PORCELAIN STONWARE - UGL  
 GRÈS CÉRAME MASSE COLORÉ - UGL  
 FEINSTEINZEUG MIT EINGEFAERBTEN SCHERBEN - UGL

**GRES PORCELLANATO \***  
 PORCELAIN STONWARE  
 GRÈS CÉRAME  
 FEINSTEINZEUG



## colori • colors • couleurs • farben

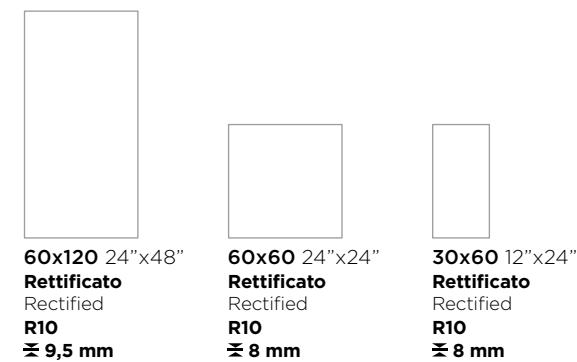


WHITE      IVORY      JADE \*  
 GREY      PLOMB      BABY BLUE \*



Only:  
 White  
 Ivory  
 Grey  
 Plomb

## formati • sizes • formats • formate



**60x120** 24"x48"  
**Rettificato**  
 Rectified  
**R10**  
 ± 9,5 mm

**60x60** 24"x24"  
**Rettificato**  
 Rectified  
**R10**  
 ± 8 mm

**30x60** 12"x24"  
**Rettificato**  
 Rectified  
**R10**  
 ± 8 mm



\* Fino ad esaurimento scorte verrà fornito il formato 81x81. Subject to stock availability, sizes 81x81 will be supplied.  
 Sous réserve de disponibilité, les formats 81x81 seront proposés. Vorbehaltlich der Verfügbarkeit werden die Formate 81x81 bereitgestellt.

Per una posa ottimale si raccomanda l'utilizzo di distanziatori autolivellanti. For an optimum installation we recommend the use of self-leveling spacers.

# portland color and graphic variation

V2

portland **white**



portland **grey**




portland **ivory**




portland **plomb**



portland **jade**



portland **baby blue**




# portland sizes and surfaces




## indoor R10



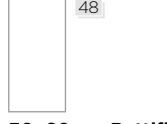
**60x120 cm Rettificato**  
24"x48" Rectified  
**R10 ± 9,5 mm**  
169 ■  
**005301** Portland White  
**005302** Portland Ivory  
**005303** Portland Grey  
**005304** Portland Plomb



**60x120 cm Rettificato \***  
24"x48" Rectified  
**R10 ± 9,5 mm**  
190 ■  
**005305** Portland Jade  
**005306** Portland Baby Blue



**60x60 cm Rettificato**  
24"x24" Rectified  
**R10 ± 8 mm**  
186 ■  
**005311-** Portland White  
**005312-** Portland Ivory  
**005313-** Portland Grey  
**005314-** Portland Plomb



**30x60 cm Rettificato**  
12"x24" Rectified  
**R10 ± 8 mm**  
188 ■  
**005315** Portland White  
**005316** Portland Ivory  
**005317** Portland Grey  
**005318** Portland Plomb

## special pieces

	<b>Battiscopa 7x60 cm</b> 20 ■ 39 ■	<b>* Gradino Frontale Elle Costa Retta 30x120x5 cm</b> 1 ■ 38 ■	<b>* Gradino Angolare Elle Costa Retta DX 30x120x5 cm</b> 1 ■ 222 ■	<b>* Gradino Angolare Elle Costa Retta SX 30x120x5 cm</b> 1 ■ 222 ■
White	005325	005340	005350	005360
Ivory	005326	005341	005351	005361
Grey	005327	005342	005352	005362
Plomb	005328	005343	005353	005363
Jade	005329	005344	005354	005364
Baby Blue	005330	005345	005355	005365

\* Disponibili solo su ordinazione . Available on demand

## weight and sizes

dimensioni sizes dimensions abmessungen	spessore thickness epaisseur stärke	pz/collo pcs/box pc/boite stk/ktn	mq/collo sqm/box m/boite qm/ktn	kg/collo kg/box kg/boite kg/ktn	colli/pallet box/europal boites/europal ktn/europal	mq/pallet sqm/pallet m/pallet qm/pallet	kg/europal kg/europal kg/europal kg/europal
60x120 Rettificato	9,5 mm	2	1,44	30,52	35	50,40	1090
60x60 Rettificato	8 mm	5	1,80	32,00	32	57,60	1088
30x60 Rettificato	8 mm	10	1,80	31,00	32	57,60	1010

PORTLAND

CONCRETE&RESIN LOOK

WOOD LOOK

WALL DESIGN

OUTDOOR SPACES

SPECIAL PIECES IN&OUT

MARBLE&STONE LOOK

La realtà ibrida che combina il look cemento con un'elegante rivisitazione dell'antico limestone Abruzzese. Coglie in pieno le peculiarità dello sviluppo grafico pur mitigandone gli eccessi calcarei e migliorandone la stabilità. La variazione tonale la rende dinamica ed adatta a tutti gli spazi. A hybrid look that combines a classic concrete look with the elegance of the limestone from Abruzzi used in ancient times. The uniqueness of its graphics is fully captured, though mitigated in its calcareous excesses to offer a more balanced look. Its shade variations make for a dynamic and multipurpose effect.



CONTEMPORARY LIGHT GREY, DECORO INFINITY 60x60 cm


# CONTEMPORARY Collection



**GRES PORCELLANATO IMPASTO COLORATO**  
 COLORED BODY PORCELAIN STONEWARE  
 GRÈS CÉRAMÉ MASSE COLORÉ  
 FEINSTEINZEUG MIT EINGEFAERBTEN SCHERBEN

colori • colors • couleurs • farben

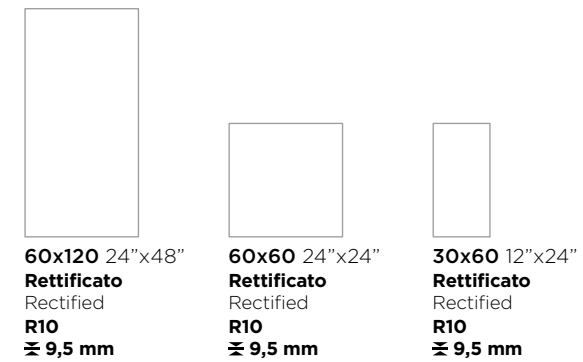
V3



LIGHT GREY    GREY    BROWN    GRAPHITE

formati • sizes • formats • formate

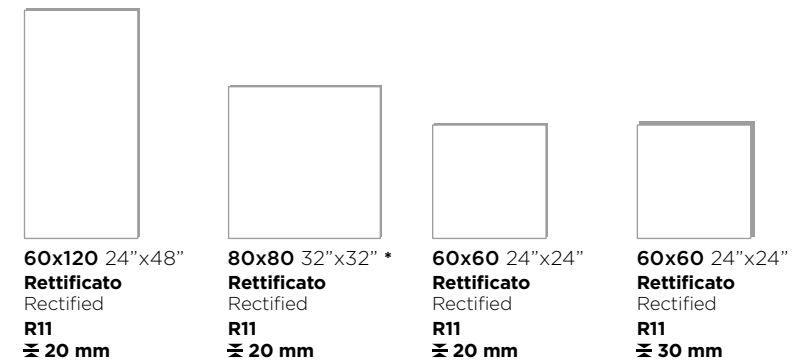
DCOF  $\geq 0.42$     R10



## ULTRA OUTDOOR $\approx 20$ mm $\approx 30$ mm

Dettagli della gamma spessorati per esterno a pagina 236 . Details of the exterior flooring range on page 236  
 Détails de la gamme de revêtements de sol extérieurs page 236 . Details zum Außenboden-Sortiment auf Seite 236

DCOF  $\geq 0.42$     R11



\* Fino ad esaurimento scorte verrà fornito il formato 81x81. Subject to stock availability, sizes 81x81 will be supplied.  
 Sous réserve de disponibilité, les formats 81x81 seront proposés. Vorbehaltlich der Verfügbarkeit werden die Formate 81x81 bereitgestellt.

Per una posa ottimale si raccomanda l'utilizzo di distanziatori autolivellanti. For an optimum installation we recommend the use of self-leveling spacers.

# contemporary color and graphic variation

V3

contemporary **light grey**



contemporary **grey**



contemporary **graphite**




contemporary **brown**



# contemporary sizes and surfaces



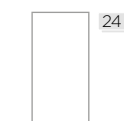
## indoor R10



**60x120 cm Rettificato**  
24"x48" Rectified  
**R10 ± 9,5 mm**  
189 ■  
**005685** Contemporary Light Grey  
**005684** Contemporary Grey  
**005683** Contemporary Graphite



**60x60 cm Rettificato**  
24"x24" Rectified  
**R10 ± 9,5 mm**  
185 ■  
**004127** Contemporary Light Grey  
**004128** Contemporary Grey  
**004126** Contemporary Graphite  
**004125** Contemporary Brown




**30x60 cm Rettificato**  
12"x24" Rectified  
**R10 ± 9,5 mm**  
187 ■  
**004131** Contemporary Light Grey  
**004132** Contemporary Grey  
**004130** Contemporary Graphite  
**004129** Contemporary Brown



**Mosaico 5x5**  
**30x30 cm Rettificato**  
12"x12" Rectified  
**R10 120** ■  
**004146** Contemporary Light Grey  
**004145** Contemporary Grey  
**004144** Contemporary Graphite  
**004143** Contemporary Brown

## decor



**004138** 141 ■  
Decoro Infinity  
60x60 cm Rett.  
24"x24" Rect.  
**R10**



**004137** 141 ■  
Decoro Eternity  
60x60 cm Rett.  
24"x24" Rect.  
**R10**



**303613** 11 ■  
Mosaico Triangolo  
Light Grey  
30x34 cm  
12"x13"  
11 ■



**303612** 11 ■  
Mosaico Triangolo  
Grey  
30x34 cm  
12"x13"  
11 ■



**303611** 11 ■  
Mosaico Triangolo  
Graphite  
30x34 cm  
12"x13"  
11 ■



**303610** 11 ■  
Mosaico Esagonetta Mix  
29x29 cm  
11"x11"  
10 ■

## ultra outdoor R11

Only: Light Grey, Brown

**FORMATI . SIZES ± 20 mm**

**60x120 cm** 24"x48"

**80x80 cm** 32"x32"

**60x60 cm** 24"x24"

**FORMATI . SIZES ± 30 mm**

**60x60 cm** 24"x24"



## special pieces



**Battiscopa**  
**7x60 cm**  
20 ■ 39 ■



\* **Gradino Frontale**  
**Elle Costa Retta**  
**30x60x5 cm**  
1 ■ 233 ■



\* **Gradino Angolare**  
**Elle Costa Retta DX**  
**30x60x5 cm**  
1 ■ 174 ■



\* **Gradino Angolare**  
**Elle Costa Retta SX**  
**30x60x5 cm**  
1 ■ 174 ■

Light Grey	004150	004272	004276	004782
Grey	004149	004273	004277	004783
Graphite	004147	004271	004275	004781
Brown	004148	004274	004278	004784

\* **Disponibili solo su ordinazione** . Available on demand

## weight and sizes

dimensioni sizes dimensions abmessungen	spessore thickness epaisseur stärke	pz/collo pcs/box pc/boite stk/ktn	mq/collo sqm/box m/boite qm/ktn	kg/collo kg/box kg/boite kg/ktn	colli/pallet box/europal boites/europal ktn/europal	mq/pallet sqm/pallet m/pallet qm/pallet	kg/europal kg/europal kg/europal kg/europal
60x120 Rettificato	9,5 mm	2	1,44	30,52	35	50,40	1090
60x60 Rettificato	9,5 mm	4	1,44	28,40	32	46,08	920
30x60 Rettificato	9,5 mm	8	1,44	29,60	32	46,08	960

Un look cemento dai colori tono su tono e dalle superfici morbidamente lavorate. I grandi formati e la ricca grafica disponibili in quattro colori, richiamano le superfici continue a grande campitura, come resine ed intonaci murali e rendono questa collezione ideale in ambienti residenziali e commerciali. A cement look, with toning colors and smoothly worked surface. The product hints at seamless solid surfaces like resin or plaster. The rich graphic and large sizes of this collection make it a perfect solution for residential uses as well as commercial installations.



CULT BEIGE 120x120 cm

# CULT Collection

**GRES PORCELLANATO IMPASTO COLORATO**  
 COLORED BODY PORCELAIN STONEWARE  
 GRÈS CÉRAME MASSE COLORÉ  
 FEINSTEINZEUG MIT EINGEFAERBTEN SCHERBEN



**colori** • colors • couleurs • farben



WHITE GREY ANTHRACITE BEIGE

**formati** • sizes • formats • formate



<b>120x120</b> 48"x48"	<b>60x120</b> 24"x48"	<b>80x80</b> 32"x32" *	<b>60x60</b> 24"x24"	<b>30x60</b> 12"x24"
<b>Rettificato</b> Rectified	<b>Rettificato</b> Rectified	<b>Rettificato</b> Rectified	<b>Rettificato</b> Rectified	<b>Rettificato</b> Rectified
<b>R10</b> ≅ 10 mm	<b>R10</b> ≅ 9,5 mm	<b>R10</b> ≅ 9,5 mm	<b>R10</b> ≅ 9,5 mm	<b>R10</b> ≅ 9,5 mm

## ULTRA OUTDOOR ≅ 20 mm

Dettagli della gamma spessorati per esterno a pagina 236 . Details of the exterior flooring range on page 236  
 Détails de la gamme de revêtements de sol extérieurs page 236 . Details zum Außenboden-Sortiment auf Seite 236



<b>60x60</b> 24"x24"
<b>Rettificato</b> Rectified
<b>R11</b> ≅ 20 mm

\* Fino ad esaurimento scorte verrà fornito il formato 81x81. Subject to stock availability, sizes 81x81 will be supplied.  
 Sous réserve de disponibilité, les formats 81x81 seront proposés. Vorbehaltlich der Verfügbarkeit werden die Formate 81x81 bereitgestellt.

Per una posa ottimale si raccomanda l'utilizzo di distanziatori autolivellanti. For an optimum installation we recommend the use of self-leveling spacers.

MARBLE&STONE LOOK  
 CONCRETE&RESIN LOOK  
 WOOD LOOK  
 WALL DESIGN  
 OUTDOOR SPACES  
 SPECIAL PIECES IN&OUT

CULT

# cult color and graphic variation

V3

cult **white**



cult **grey**



cult **beige**








cult **anthracite**



# cult sizes and surfaces



## indoor R10

 6	 10	 12	 20	 40
<b>120x120 cm Rettificato</b> 48"x48" Rectified <b>R10 ± 10 mm</b> 191 ■ <b>005851</b> Cult Beige	<b>60x120 cm Rettificato</b> 24"x48" Rectified <b>R10 ± 9,5 mm</b> 189 ■ <b>004009A</b> Cult White <b>004011A</b> Cult Grey <b>004010A</b> Cult Beige <b>004008A</b> Cult Anthracite	<b>80x80 cm Rettificato</b> 32"x32" Rectified <b>R10 ± 9,5 mm</b> 189 ■ <b>003393-</b> Cult White <b>003367-</b> Cult Grey <b>003369-</b> Cult Beige <b>003368-</b> Cult Anthracite	<b>60x60 cm Rettificato</b> 24"x24" Rectified <b>R10 ± 9,5 mm</b> 185 ■ <b>003396</b> Cult White <b>003376-</b> Cult Grey <b>003378-</b> Cult Beige <b>003377-</b> Cult Anthracite	<b>30x60 cm Rettificato</b> 12"x24" Rectified <b>R10 ± 9,5 mm</b> 187 ■ <b>003395</b> Cult White <b>003373</b> Cult Grey <b>003375</b> Cult Beige <b>003374</b> Cult Anthracite

## decor

 3 MIX	 4 MIX
---	---

**004184A** 199 ■  
 Decoro Flower Beige  
 60x120 cm Rett.  
 24"x48" Rect.  
 2 ■ **R10**

**004185A** 199 ■  
 Decoro Flower Grey  
 60x120 cm Rett.  
 24"x48" Rect.  
 2 ■ **R10**





## ultra outdoor R11

Only: Grey  
**FORMATI . SIZES ± 20 mm**  
**60x120 cm** 24"x48"  
**60x60 cm** 24"x24"  
**FORMATI . SIZES ± 30 mm**  
**40x80 cm** 16"x32"



P. 236

## special pieces

	 <b>Battiscopa</b> <b>7x60 cm</b> 20 ■ 39 ■	 * <b>Gradino Frontale</b> <b>Elle Costa Retta</b> <b>30x120x5 cm</b> <b>30x60x5 cm</b> 1 ■ 38 ■   1 ■ 233 ■	 * <b>Gradino Angolare</b> <b>Elle Costa Retta DX</b> <b>30x120x5 cm</b> <b>30x60x5 cm</b> 1 ■ 222 ■   1 ■ 174 ■	 * <b>Gradino Angolare</b> <b>Elle Costa Retta SX</b> <b>30x120x5 cm</b> <b>30x60x5 cm</b> 1 ■ 222 ■   1 ■ 174 ■
White	003472	004875   004339	004879   004343	004788   004792
Grey	003524	004876   004340	004785   004344	004789   004793
Anthracite	003522	004877   004341	004776   004345	004790   004794
Beige	003523	004878   004342	004787   004346	004791   004795

\* **Disponibili solo su ordinazione** . Available on demand

## weight and sizes

dimensioni sizes dimensions abmessungen	spessore thickness epaisseur stärke	pz/collo pcs/box pc/boite stk/ktn	mq/collo sqm/box m/boite qm/ktn	kg/collo kg/box kg/boite kg/ktn	colli/pallet box/europal boites/europal ktn/europal	mq/pallet sqm/pallet m/pallet qm/pallet	kg/europal kg/europal kg/europal kg/europal
120x120 Rettificato	10 mm	2	2,88	63,00	20	57,60	1320
60x120 Rettificato	9,5 mm	2	1,44	30,52	35	50,40	1090
80x80 Rettificato*	9,5 mm	3	1,92	39,00	32	61,44	1268
60x60 Rettificato	9,5 mm	4	1,44	28,40	32	46,08	920
30x60 Rettificato	9,5 mm	8	1,44	29,60	32	46,08	960

\* **Fino ad esaurimento scorte verrà fornito il formato 81x81.** Subject to stock availability, sizes 81x81 will be supplied.  
 Sous réserve de disponibilité, les formats 81x81 seront proposés. Vorbehaltlich der Verfügbarkeit werden die Formate 81x81 bereitgestellt.

MARBLE&STONE LOOK  
CONCRETE&RESIN LOOK  
WOOD LOOK  
WALL DESIGN  
OUTDOOR SPACES  
SPECIAL PIECES IN&OUT

Il Cemento urbano dalle sfumature pulite e dal fascino raffinato in gres porcellanato. Essenza che regala soluzioni estetiche di tendenza ed ambienti armoniosi per tutti gli stili architettonici. La doppia finitura disponibile garantisce la continuità del design verso gli spazi esterni dell'abitare. Urban cement, clean shades and refined charm in porcelain stoneware. A structure that grants harmonious and trendy solutions for the most demanding architectural needs. The two finishes available grant continuity from interior to outdoor installations.



EMOTION TAUPE 120x120 cm

# EMOTION Collection

**GRES PORCELLANATO IMPASTO COLORATO**  
 COLORED BODY PORCELAIN STONEWARE  
 GRÈS CÉRAME MASSE COLORÉ  
 FEINSTEINZEUG MIT EINGEFAERBTEN SCHERBEN

**GRES PORCELLANATO\***  
 PORCELAIN STONEWARE  
 GRÈS CÉRAMÉ  
 FEINSTEINZEUG



colori • colors • couleurs • farben

V2



BLANC

GRIS






ANTHRACITE

TAUPE

formati • sizes • formats • formate

R9

R11

				
<b>120x120</b> 48"x48"	<b>60x120</b> 24"x48"	<b>80x80</b> 32"x32" *	<b>60x60</b> 24"x24"	<b>30x60</b> 12"x24"
<b>Rettificato</b> Rectified	<b>Rettificato</b> Rectified	<b>Rettificato</b> Rectified	<b>Rettificato</b> Rectified	<b>Rettificato</b> Rectified
<b>R9</b> ≅ 10 mm	<b>R9 / R11</b> ≅ 9,5 mm	<b>R9</b> ≅ 9,5 mm	<b>R9 / R11</b> ≅ 8 mm	<b>R9</b> ≅ 8 mm

\* Fino ad esaurimento scorte verrà fornito il formato 81x81. Subject to stock availability, sizes 81x81 will be supplied. Sous réserve de disponibilité, les formats 81x81 seront proposés. Vorbehaltlich der Verfügbarkeit werden die Formate 81x81 bereitgestellt.

Per una posa ottimale si raccomanda l'utilizzo di distanziatori autolivellanti. For an optimum installation we recommend the use of self-leveling spacers.

\* <https://database.cstb.fr/fr-FR/CertificateDetails/index/QB32-62d8eca1f57486db7a8f542b>



# emotion color and graphic variation

v2

emotion **blanc**



emotion **gris**



emotion **taupe**








emotion **anthracite**





# emotion sizes and surfaces



## indoor R9

 <p><b>120x120 cm Rettificato</b> 48"x48" Rectified <b>R9 ± 10 mm</b> 191 ■ <b>EMT401</b> Emotion Blanc <b>EMT403</b> Emotion Taupe</p>	 <p><b>60x120 cm Rettificato</b> 24"x48" Rectified <b>R9 ± 9,5 mm</b> 189 ■ <b>EMT091</b> Emotion Blanc <b>EMT092</b> Emotion Gris <b>EMT093</b> Emotion Taupe <b>EMT094</b> Emotion Anthracite</p>	 <p><b>80x80 cm Rettificato</b> 32"x32" Rectified <b>R9 ± 9,5 mm</b> 189 ■ <b>EMT051-</b> Emotion Blanc <b>EMT052-</b> Emotion Gris <b>EMT053-</b> Emotion Taupe <b>EMT054-</b> Emotion Anthracite</p>	 <p><b>60x60 cm Rettificato</b> 24"x24" Rectified <b>R9 ± 8 mm</b> 139 ■ <b>EMT071</b> Emotion Blanc <b>EMT072</b> Emotion Gris <b>EMT073</b> Emotion Taupe <b>EMT074</b> Emotion Anthracite</p>	 <p><b>30x60 cm Rettificato</b> 12"x24" Rectified <b>R9 ± 8 mm</b> 87 ■ <b>EMT037</b> Emotion Blanc <b>EMT038</b> Emotion Gris <b>EMT039</b> Emotion Taupe <b>EMT036</b> Emotion Anthracite</p>
--	--	---	---	--

## outdoor R11

 <p><b>60x120 cm Rettificato</b> 24"x48" Rectified <b>R11 ± 9,5 mm</b> 169 ■ <b>EMT112</b> Emotion Gris OUT <b>EMT114</b> Emotion Anthracite OUT</p>	 <p><b>60x60 cm Rettificato</b> 24"x24" Rectified <b>R11 ± 8 mm</b> 184 ■ <b>EMT081</b> Emotion Blanc OUT <b>EMT082</b> Emotion Gris OUT <b>EMT083</b> Emotion Taupe OUT <b>EMT084</b> Emotion Anthracite OUT</p>
---	--

## special pieces

 <b>Battiscopa</b> <b>7x60 cm</b> 20 ■ 39 ■	 * <b>Gradino Frontale</b> <b>Elle Costa Retta</b> <b>30x120x5 cm 30x60x5 cm</b> 1 ■ 38 ■ 1 ■ 233 ■	 * <b>Gradino Angolare</b> <b>Elle Costa Retta DX</b> <b>30x120x5 cm 30x60x5 cm</b> 1 ■ 222 ■ 1 ■ 174 ■	 * <b>Gradino Angolare</b> <b>Elle Costa Retta SX</b> <b>30x120x5 cm 30x60x5 cm</b> 1 ■ 222 ■ 1 ■ 174 ■
Blanc	EMT105 005391 <b>R9</b> 004608 <b>R9</b> 004899 <b>R11</b>	005395 <b>R9</b> 004796 <b>R9</b> 004922 <b>R11</b>	005399 <b>R9</b> 004800 <b>R9</b> 004926 <b>R11</b>
Gris	EMT106 005392 <b>R9</b> 004609 <b>R9</b> 004919 <b>R11</b>	005396 <b>R9</b> 004797 <b>R9</b> 004923 <b>R11</b>	005400 <b>R9</b> 004801 <b>R9</b> 004927 <b>R11</b>
Taupe	EMT107 005393 <b>R9</b> 004610 <b>R9</b> 004920 <b>R11</b>	005397 <b>R9</b> 004798 <b>R9</b> 004924 <b>R11</b>	005401 <b>R9</b> 004802 <b>R9</b> 004928 <b>R11</b>
Anthracite	EMT108 005394 <b>R9</b> 004611 <b>R9</b> 004921 <b>R11</b>	005398 <b>R9</b> 004799 <b>R9</b> 004925 <b>R11</b>	005402 <b>R9</b> 004803 <b>R9</b> 004929 <b>R11</b>

\* Disponibili solo su ordinazione . Available on demand

## weight and sizes

dimensioni sizes dimensions abmessungen	spessore thickness épaisseur stärke	pz/collo pcs/box pc/boite stk/ktn	mq/collo sqm/box m/boite qm/ktn	kg/collo kg/box kg/boite kg/ktn	colli/pallet box/europal boites/europal ktn/europal	mq/pallet sqm/pallet m/pallet qm/pallet	kg/europal kg/europal kg/europal kg/europal
120x120 Rettificato	10 mm	2	2,88	63,00	20	57,60	1320
80x80 Rettificato*	9,5 mm	3	1,92	39,00	32	61,44	1268
60x120 Rettificato	9,5 mm	2	1,44	30,52	35	50,40	1090
60x60 Rettificato	8 mm	5	1,80	32,00	32	57,60	1088
30x60 Rettificato	8 mm	10	1,80	31,00	32	57,60	1010

\* Fino ad esaurimento scorte verrà fornito il formato 81x81. Subject to stock availability, sizes 81x81 will be supplied. Sous réserve de disponibilité, les formats 81x81 seront proposés. Vorbehaltlich der Verfügbarkeit werden die Formate 81x81 bereitgestellt.

EMOTION CONCRETE&RESIN LOOK MARBLE&STONE LOOK WOOD LOOK WALL DESIGN OUTDOOR SPACES SPECIAL PIECES IN&OUT

Evoq racchiude gli effetti grafici tipici del cemento lavorato a mano in contrasto con sfumature armoniose e delicate. Un design altamente contemporaneo, facilmente adattabile a soluzioni moderne e di grande personalità. Lo stile Evoq è adatto a tutti i tipi di spazi, pubblici e privati, residenziali e commerciali, offrendo un contenuto classico arricchito nel suo sviluppo grafico. Evoq shows the typical graphic effects of handmade concrete in contrast with harmonious and delicate nuances. A highly contemporary design, easily adaptable to modern solutions and with a great personality. The Evoq style is suitable for all spaces, public and private, residential and commercial ones, offering a classic content enriched in its graphic development.



EVOQ AVORIO 60x120 cm

# EVOQ Collection

## GRES PORCELLANATO IMPASTO COLORATO

COLORED BODY PORCELAIN STONEWARE  
GRÈS CÉRAME MASSE COLORÉ  
FEINSTEINZEUG MIT EINGEFAERBTEN SCHERBEN



colori • colors • couleurs • farben

V2



BIANCO

AVORIO





POLVERE

NERO

NIGHT  
(Solo/Only Ultra Outdoor)

formati • sizes • formats • formate

R9

			
<b>60x120</b> 24"x48"	<b>80x80</b> 32"x32" *	<b>60x60</b> 24"x24"	<b>30x60</b> 12"x24"
<b>Rettificato</b> Rectified	<b>Rettificato</b> Rectified	<b>Rettificato</b> Rectified	<b>Rettificato</b> Rectified
<b>R9</b> ≈ 9,5 mm	<b>R9</b> ≈ 9,5 mm	<b>R9</b> ≈ 8 mm	<b>R9</b> ≈ 8 mm

## ULTRA OUTDOOR ≈ 20 mm

Dettagli della gamma spessorati per esterno a pagina 235 . Details of the exterior flooring range on page 235  
Détails de la gamme de revêtements de sol extérieurs page 235 . Détails zum Außenboden-Sortiment auf Seite 235

DCOF  
≥0.42

R11




<b>60x60</b> 24"x24"
<b>Rettificato</b> Rectified
<b>R11</b> ≈ 20 mm

\* Fino ad esaurimento scorte verrà fornito il formato 81x81. Subject to stock availability, sizes 81x81 will be supplied.  
Sous réserve de disponibilité, les formats 81x81 seront proposés. Vorbehaltlich der Verfügbarkeit werden die Formate 81x81 bereitgestellt.

Per una posa ottimale si raccomanda l'utilizzo di distanziatori autolivellanti. For an optimum installation we recommend the use of self-leveling spacers.

# evoq color and graphic variation

V2

evoq **bianco**




evoq **polvere**



evoq **avorio**




evoq **nero**




# evoq sizes and surfaces



## indoor R9



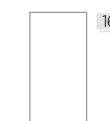
**60x120 cm Rettificato**  
24"x48" Rectified  
**R9 ± 9,5 mm**  
189 ■  
**005372** Evoq Bianco  
**005374** Evoq Polvere  
**005371** Evoq Avorio  
**005373** Evoq Nero




**80x80 cm Rettificato**  
32"x32" Rectified  
**R9 ± 9,5 mm**  
189 ■  
**004995-** Evoq Bianco  
**004997-** Evoq Polvere  
**004994-** Evoq Avorio  
**004996-** Evoq Nero



**60x60 cm Rettificato**  
24"x24" Rectified  
**R9 ± 8 mm**  
139 ■  
**005285** Evoq Bianco  
**005287** Evoq Polvere  
**005284** Evoq Avorio  
**005286** Evoq Nero



**30x60 cm Rettificato**  
12"x24" Rectified  
**R9 ± 8 mm**  
87 ■  
**005289** Evoq Bianco  
**005291** Evoq Polvere  
**005288** Evoq Avorio  
**005290** Evoq Nero



**Mosaico 5x5**  
**30x30 cm Rettificato**  
12"x12" Rectified  
**R9 120** ■  
**004564** Evoq Bianco  
**004566** Evoq Polvere  
**004565** Evoq Avorio  
**004567** Evoq Nero

## ultra outdoor R11

Only: Avorio, Nero, Night

**FORMATI . SIZES ± 20 mm**

**60x60 cm 24"x24"**



P. 235

## special pieces

	<b>Battiscopa</b> 7x60 cm 20 39 ■	* <b>Gradino Frontale</b> Elle Costa Retta 30x120x5 cm 1 38 ■	<b>30x60x5 cm</b> 1 233 ■	* <b>Gradino Angolare</b> Elle Costa Retta DX 30x120x5 cm 1 222 ■	<b>30x60x5 cm</b> 1 174 ■	* <b>Gradino Angolare</b> Elle Costa Retta SX 30x120x5 cm 1 222 ■	<b>30x60x5 cm</b> 1 174 ■
Bianco	004560	005380	004604	005384	004773	005388	004777
Polvere	004561	005379	004605	005383	004774	005387	004778
Avorio	004562	005382	004606	005386	004775	005390	004779
Nero	004563	005381	004607	005385	004776	005389	004780

\* **Disponibili solo su ordinazione** . Available on demand

## weight and sizes

dimensioni sizes dimensions abmessungen	spessore thickness epaisseur stärke	pz/collo pcs/box pc/boite stk/ktn	mq/collo sqm/box m/boite qm/ktn	kg/collo kg/box kg/boite kg/ktn	colli/pallet box/euopal boites/euopal ktn/euopal	mq/pallet sqm/pallet m/pallet qm/pallet	kg/euopal kg/euopal kg/euopal kg/euopal
80x80 Rettificato*	9,5 mm	3	1,92	39,00	32	61,44	1268
60x120 Rettificato	9,5 mm	2	1,44	30,52	35	50,40	1090
60x60 Rettificato	8 mm	5	1,80	32,00	32	57,60	1088
30x60 Rettificato	8 mm	10	1,80	31,00	32	57,60	1010

\* **Fino ad esaurimento scorte verrà fornito il formato 81x81.** Subject to stock availability, sizes 81x81 will be supplied.  
Sous réserve de disponibilité, les formats 81x81 seront proposés. Vorbehaltlich der Verfügbarkeit werden die Formate 81x81 bereitgestellt.

Toni decisi e raffinati in grado di arricchire tutti gli spazi, un effetto cemento innovativo e versatile che offre una soluzione unica per ambienti esterni! Distinct et refined shades able to enrich all spaces, an innovative and versatile concrete look, that offers a unique solution for outdoor spaces!



CEMENTONE GARE GREY 31x62 cm

# CEMENTONE OUT Collection

**GRES PORCELLANATO**  
 PORCELAIN STONEWARE  
 GRÈS CÉRAMÉ  
 FEINSTEINZEUG



**colori** • colors • couleurs • farben



GARE SAND



GARE GREY

**formati** • sizes • formats • formate



**31x62** 12"x24"  
**Naturale**  
 Natural  
**R11**  
 ≈ 9 mm

**ULTRA OUTDOOR** ≈ 20 mm ≈ 30 mm

Dettagli della gamma spessorati per esterno a pagina 235 . Details of the exterior flooring range on page 235  
 Détails de la gamme de revêtements de sol extérieurs page 235 . Details zum Außenboden-Sortiment auf Seite 235



**60x60** 24"x24"  
**Rettificato**  
 Rectified  
**R11**  
 ≈ 20 mm



**60x60** 24"x24"  
**Rettificato**  
 Rectified  
**R11**  
 ≈ 30 mm



# cementone out color and graphic variation



cementone **gare grey** out



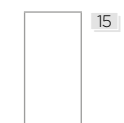
cementone **gare sand** out



# cementone out sizes and surfaces



## outdoor R11



**31x62 cm Naturale \***  
12"x24" Natural  
**R11** ± 9 mm  
185

**303923** Cementone Gare Grey OUT  
**303922** Cementone Gare Sand OUT

## ultra outdoor R11

Only: Sand

**FORMATI . SIZES ± 20 mm**  
**60x60 cm** 24"x24"

**FORMATI . SIZES ± 30 mm**  
**60x60 cm** 24"x24"



**CEMENTONE GARE SAND** 31x62 cm | **PIETRONE** 31x62 cm

## special pieces



**Battiscopa**  
**7x60 cm**  
20 39



**\* Terminale a Elle Monolitico**  
**15x30x4 cm**  
8 221

Gare Grey OUT 801543  
Gare Sand OUT 801540

801874 **R11**  
801873 **R11**

\* **Disponibili solo su ordinazione** . Available on demand

\* **È OBBLIGATORIO posare il Terminale a Elle Monolitico SFALSATO essendo di dimensione diversa rispetto alle piastrelle**

It is MANDATORY to lay Terminale a Elle Monolitico STAGGERED (not following same joint) due to the difference in dimension between tiles and special pieces

## weight and sizes

dimensioni sizes dimensions abmessungen	spessore thickness épaisseur stärke	pz/collo pcs/box pc/boite stk/ktn	mq/collo sqm/box m/boite qm/ktn	kg/collo kg/box kg/boite kg/ktn	colli/pallet box/europal boites/europal ktn/europal	mq/pallet sqm/pallet m/pallet qm/pallet	kg/europal kg/europal kg/europal kg/europal
31x62 Naturale	9 mm	7	1,35	21,70	60	81,00	1322

# wood look

effetto legno

TEQA	PG 126
DOWNTOWN WOOD	PG 132
FRAME	PG 138
SIERRA	PG 142

Questa collezione celebra il calore e la raffinatezza dei legni pregiati con una gamma di tonalità che spaziano dal larice chiaro al noce scuro. Ogni piastrella è una fusione perfetta di estetica e praticità: il fascino del legno si combina con la durabilità e la facilità di manutenzione del gres porcellanato. Crea ambienti accoglienti e moderni con una collezione che fa della naturalezza un'arte. This collection celebrates the warmth and the elegance of fine woods with a range of shades that goes from light oak to dark walnut. Each tile is a perfect fusion of aesthetics and practicality: the charm of wood combines with the durability and low maintenance of porcelain stoneware. Create cozy and modern environments with a collection that makes natural beauty an art form.



TEQA REST 30x122 cm, DECORO FLORA RIGATINO 60x120 cm

# TEQA Collection

## GRES PORCELLANATO IMPASTO COLORATO

COLORED BODY PORCELAIN STONEWARE  
GRÈS CÉRAME MASSE COLORÉ  
FEINSTEINZEUG MIT EINGEFAERBTEN SCHERBEN



### colori • colors • couleurs • farben

V3



PINO

LARICE

REST

OLMO

### formati • sizes • formats • formate

DCOF  $\geq 0.42$  R10

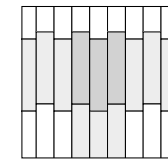


30x122 12"x48"  
**Rettificato**  
Rectified  
**R10**  
 $\approx 9,5$  mm

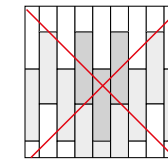


20x122 8"x48"  
**Rettificato**  
Rectified  
**R10**  
 $\approx 9,5$  mm

### schemi di posa • laying patterns • schémas de pose • verlegungsschemen



**Si consiglia di posare il materiale sfalsato di 1/10.**  
We recommend laying the material in a 1/10 staggered arrangement.



**Non è consigliabile posare il materiale sfalsato di 1/2.**  
We do not recommend laying the material in a 1/2 staggered pattern.

Per una posa ottimale si raccomanda l'utilizzo di distanziatori autolivellanti. For an optimum installation we recommend the use of self-leveling spacers.

# teqa color and graphic variation



teqa **pino**



teqa **larice**



teqa **rest**




teqa **olmo**



# teqa sizes and surfaces



## indoor R10



**30x122 cm Rettificato**  
12"x48" Rectified  
**R10 ± 9,5 mm**  
141 ■  
**005719** Teqa Pino  
**005720** Teqa Larice  
**005722** Teqa Rest  
**005721** Teqa Olmo



**20x122 cm Rettificato**  
8"x48" Rectified  
**R10 ± 9,5 mm**  
141 ■  
**005715** Teqa Pino  
**005716** Teqa Larice  
**005718** Teqa Rest  
**005717** Teqa Olmo

## special pieces



**Battiscopa**  
**6x61 cm**  
20 ■ 217 ■



\* **Gradino Frontale**  
**Elle Costa Retta**  
**30x122x5 cm**  
1 ■ 214 ■



\* **Gradino Angolare**  
**Elle Costa Retta DX**  
**30x122x5 cm**  
1 ■ 218 ■



\* **Gradino Angolare**  
**Elle Costa Retta SX**  
**30x122x5 cm**  
1 ■ 218 ■

Pino	005803	005740	005744	005748
Larice	005801	005741	005745	005749
Rest	005804	005743	005747	005751
Olmo	005802	005742	005746	005750

\* **Disponibili solo su ordinazione** . Available on demand

## weight and sizes

dimensioni sizes dimensions abmessungen	spessore thickness epaisseur stärke	pz/collo pcs/box pc/boite stk/ktn	mq/collo sqm/box m/boite qm/ktn	kg/collo kg/box kg/boite kg/ktn	colli/pallet box/europal boites/europal ktn/europal	mq/pallet sqm/pallet m/pallet qm/pallet	kg/europal kg/europal kg/europal kg/europal
30x122 Rettificato	9,5 mm	4	1,46	29,80	36	52,70	1090
20x122 Rettificato	9,5 mm	5	1,22	25,30	45	54,90	1150

MARBLE&STONE LOOK

CONCRETE&RESIN LOOK

WOOD LOOK


WALL DESIGN

OUTDOOR SPACES

SPECIAL PIECES IN&OUT

# teqa decors

La ripresa grafica tra le diverse lastre di decori può avere una tolleranza contenuta in 3mm. Per creare la composizione grafica del Flora Rigatino i decori hanno un unico verso di posa. The tile graphic between the different slabs of decors could have a tolerance included in 3 mm. To create the graphic composition, the Flora Rigatino have a single direction of installation. La suite graphique des différents décors peut présenter une tolérance allant jusqu'à 3 mm. Pour créer la composition graphique, le modèle Flora Rigatino doit être posé dans une seule direction. Die Fliesengrafik zwischen den verschiedenen Dekorplatten kann eine Toleranz von bis zu 3 mm aufweisen. Für die grafische Komposition muss das Modell Flora Rigatino in einer einzigen Verlegerichtung installiert werden.



**005723 199** ■  
Decoro Flora Rigatino  
60x120 cm Rett.  
24"x48" Rect.  
**R10**

**Dettaglio struttura 3D**  
Close UP 3D fluted



**TEQA** DECORO FLORA RIGATINO 60x120 cm

### weight and sizes

dimensioni sizes dimensions abmessungen	spessore thickness épaisseur stärke	pz/collo pcs/box pc/boite stk/ktn	mq/collo sqm/box m/boite qm/ktn	kg/collo kg/box kg/boite kg/ktn	colli/pallet box/europal boites/europal ktn/europal	mq/pallet sqm/pallet m/pallet qm/pallet	kg/europal kg/europal kg/europal kg/europal
60x120 Decoro Flora Rigatino	9,5 mm	2	1,44	30,52	35	50,40	1090

# teqa collection



**TEQA** PINO 30x122 cm, DECORO FLORA RIGATINO 60x120 cm



**TEQA** OLMO 20x122 cm, DECORO FLORA RIGATINO 60x120 cm | **WALK** IVORY 60x120

MARBLE&STONE LOOK  
CONCRETE&RESIN LOOK

WOOD LOOK

WALL DESIGN

OUTDOOR SPACES

SPECIAL PIECES IN&OUT

Rendi elegante e raffinato il tuo ambiente con la nostra più moderna collezione effetto legno ed il suo elegante decoro! Stile e fascino, un'opera d'arte che fa la differenza! Le superfici in gres porcellanato di alta qualità ed il design lineare, a volte minimal, aggiungono un tocco di raffinatezza ed una sensazione di relax. Consistenza ed attenzione ai dettagli, infine, infondono un'esperienza sensoriale ai quanti lo hanno scelto, ancor più evidente con l'impegno dell'elemento Veneziana per la realizzazione di pareti tridimensionali. Be classy and upscale your environment with our most modern wood look collection and its elegant décor! Style, natural artwork that makes the difference and moody ambiance! The high quality porcelain surfaces and the clean design can add a touch of sophistication that feels relaxed. Consistency and attention to details convey to this wood look tile an overall experience for all customers, also boosted by the veneziana element for 3d walls!



DOWNTOWN WOOD WARM 20x122-30x122 cm cm | DECORS ROYALE 60x120

# DOWNTOWN WOOD Collection

## GRES PORCELLANATO IMPASTO COLORATO

COLORED BODY PORCELAIN STONEWARE  
GRÈS CÉRAME MASSE COLORÉ  
FEINSTEINZEUG MIT EINGEFAERBTEN SCHERBEN



## colori • colors • couleurs • farben

V2



COLD

NATURAL

WARM

## formati • sizes • formats • formate

DCOF  $\geq 0.42$  R10



**30x122 12"x48"**  
**Rettificato**  
Rectified  
**R10**  
 $\approx 9,5$  mm



**20x122 8"x48"**  
**Rettificato**  
Rectified  
**R10**  
 $\approx 9,5$  mm

## OUTDOOR $\approx 20$ mm $\approx 30$ mm

Dettagli della gamma spessorati per esterno a pagina 241 . Details of the exterior flooring range on page 241  
Détails de la gamme de revêtements de sol extérieurs page 241 . Details zum Außenboden-Sortiment auf Seite 241

DCOF  $\geq 0.42$  R11

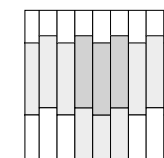


**30x122 12"x48"**  
**Rettificato**  
Rectified  
**R11**  
 $\approx 20$  mm

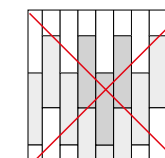


**40x80 16"x32"**  
**Rettificato**  
Rectified  
**R11**  
 $\approx 30$  mm

## schemi di posa • laying patterns • schémas de pose • verlegungsschemen



**Si consiglia di posare il materiale sfalsato di 1/10.**  
We recommend laying the material in a 1/10 staggered arrangement.



**Non è consigliabile posare il materiale sfalsato di 1/2.**  
We do not recommend laying the material in a 1/2 staggered pattern.

Per una posa ottimale si raccomanda l'utilizzo di distanziatori autolivellanti. For an optimum installation we recommend the use of self-leveling spacers.

# downtown wood color and graphic variation

v2

downtown wood **warm**



downtown wood **natural**




downtown wood **cold**




# downtown wood sizes and surfaces



## indoor R10



**30x122 cm Rettificato**  
12"x48" Rectified  
**R10 ± 9,5 mm**  
141 ■  
**005484** Downtown Wood Warm  
**005483** Downtown Wood Natural  
**005482** Downtown Wood Cold



**20x122 cm Rettificato**  
8"x48" Rectified  
**R10 ± 9,5 mm**  
141 ■  
**005462** Downtown Wood Warm  
**005461** Downtown Wood Natural  
**005463** Downtown Wood Cold

## ultra outdoor R11

Only: Warm

**FORMATI . SIZES ± 20 mm**  
**30x122 cm** 12"x48"

**FORMATI . SIZES ± 30 mm**  
**40x80 cm** 16"x32"



## special pieces



**Battiscopa**  
**6x61 cm**  
20 ● 217 ■



\* **Gradino Frontale**  
**Elle Costa Retta**  
**30x122x5 cm**  
1 ● 214 ■



\* **Gradino Angolare**  
**Elle Costa Retta DX**  
**30x122x5 cm**  
1 ● 218 ■



\* **Gradino Angolare**  
**Elle Costa Retta SX**  
**30x122x5 cm**  
1 ● 218 ■

Warm	005480	005525	005519	005522
Natural	005481	005524	005518	005521
Cold	005479	005523	005517	005520

\* **Disponibili solo su ordinazione** . Available on demand

## weight and sizes

dimensioni sizes dimensions abmessungen	spessore thickness epaisseur stärke	pz/collo pcs/box pc/boite stk/ktn	mq/collo sqm/box m/boite qm/ktn	kg/collo kg/box kg/boite kg/ktn	colli/pallet box/europal boites/europal ktn/europal	mq/pallet sqm/pallet m/pallet qm/pallet	kg/europal kg/europal kg/europal kg/europal
30x122 Rettificato	9,5 mm	4	1,46	29,80	36	52,70	1090
20x122 Rettificato	9,5 mm	5	1,22	25,30	45	54,90	1150

## downtown wood decors

La ripresa grafica tra le diverse lastre di decori può avere una tolleranza contenuta in 3mm. Per creare la composizione grafica dei decori hanno un unico verso di posa. The tile graphic between the different slabs of decors could have a tolerance included in 3 mm. To create the graphic composition, the decors have a single direction of installation. La suite graphique des différents décors peut présenter une tolérance allant jusqu'à 3 mm. Pour créer la composition graphique, le décors doit être posé dans une seule direction. Die Fliesengrafik zwischen den verschiedenen Dekorplatten kann eine Toleranz von bis zu 3 mm aufweisen. Für die grafische Komposition muss den Dekorplatten in einer einzigen Verlegerichtung installiert werden.



**005607 199** ■  
Decors Downtown wood  
60x120 cm Rett.  
24"x48" Rect.  
R10

## downtown wood veneziana

La Veneziana è il nostro concept premium per creare dimensione e struttura su di una superficie piana, rendendola visivamente dinamica attraverso un effetto 3D in gres porcellanato. Una soluzione tecnica ottenuta dalla ricerca ed applicazione delle ultime tecnologie di settore e dalla massima attenzione ai dettagli. Sfruttare un'illuminazione strategica contribuirà inoltre a potenziare l'effetto 3D e ad enfatizzare l'esperienza complessiva in qualsiasi ambiente.

Veneziana is our premium concept to convey dimension and texture to a flat surface, providing a visually interesting and dynamic look through a 3D porcelain effect. A product that combines research with the cutting edge technologies; the attention to details and lighting strategically will help enhance the 3D effect to emphasize the overall experience in any environment.

La Veneziana est notre concept premium pour créer de la dimension et de la structure sur une surface plane, en la rendant visuellement dynamique grâce à un effet 3D en grès cérame. Une solution technique obtenue à partir de la recherche et de l'application des dernières technologies du secteur et d'une attention maximale aux détails. L'utilisation d'un éclairage stratégique contribuera également à améliorer l'effet 3D et à mettre en valeur l'expérience globale dans n'importe quel environnement.

Veneziana ist unser "Concept Premium" um Dimension und Struktur auf eine ebene Oberfläche zu erstellen. Dank einer 3D Effekt in glasiertem Feinsteinzeug schaffen wir diese Oberfläche optisch dynamisch zu machen. Es handelt sich um eine technische Lösung die aus der Untersuchung und Anwendung der letzten Fachtechnologie dieser Abteilung und aus der maximalen Aufmerksamkeit zum Detail herkommt. Eine strategische Beleuchtung zu nutzen wird außerdem dazu beitragen den 3D Effekt zu verstärken und die gesamte Erfahrung in jedem Umwelt zu betonen.

**005581 226** ■  
Downtown Wood Cold Veneziana  
5x122 cm  
2"x48"  
≈ 9,5mm

**005582 226** ■  
Downtown Wood Natural Veneziana  
5x122 cm  
2"x48"  
≈ 9,5mm

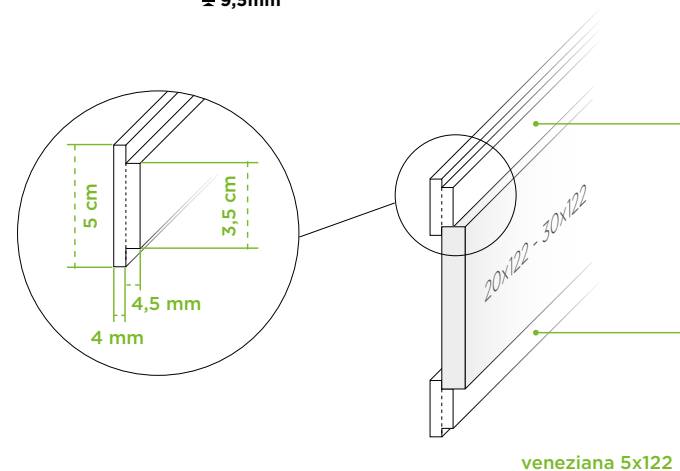
**005583 226** ■  
Downtown Wood Warm Veneziana  
5x122 cm  
2"x48"  
≈ 9,5mm

**Composizione Veneziana**  
per posare una superficie di circa 1mq abbinata con il formato 20x122cm servono 3,5 listelli Veneziana mentre 2,5 pezzi con posa abbinata al formato 30x122cm.

Veneziana elements.  
to cover about 1sqm surface with 20x122cm size you will need 3,5 pieces of the listello veneziana, 2,5 pieces if installed combined with 30x122cm.

Composition Veneziana.  
Pour poser une surface d'environ 1 m2 combiné au format 20x122 cm. il faut 3,5 pièces de Veneziana, et 2,5 pièces avec la pose combinés au format 30x122 cm

Komposition Veneziana.  
Um eine Oberfläche von ca.1QM, in Verbindung mit dem Format 20x122 zu verlegen, werden 3,5 Listellos Veneziana gebraucht. Fuer die Verlegung mit dem Format 30x122 werden 2,5 Stueck gebraucht.



### weight and sizes

dimensioni sizes dimensions abmessungen	spessore thickness épaisseur stärke	pz/collo pcs/box pc/boite stk/ktn	mq/collo sqm/box m/boite qm/ktn	kg/collo kg/box kg/boite kg/ktn	colli/pallet box/europal boites/europal ktn/europal	mq/pallet sqm/pallet m/pallet qm/pallet	kg/europal kg/europal kg/europal kg/europal
60x120 Decoro Ikon / Rigat-One	9,5 mm	2	1,44	30,52	35	50,40	1090
Veneziana 5x122	9,5 mm	24	1,464	23,30	30	43,92	715

## downtown wood collection



**DOWNTOWN WOOD NATURAL 20x122 cm | DECORS DOWNTOWN WOOD 60x120 cm**



**DOWNTOWN WOOD COLD 20x122 cm | COLD VENEZIANA 5x122**

Natura e tecnologia si fondono insieme per realizzare una nuova e bellissima idea in gres porcellanato. Una collezione che ricrea con un tocco di modernità la grafica e le venature del legno d'acero, caratterizzando con gusto e personalità le pavimentazioni ed i rivestimenti di spazi abitativi e commerciali. Un design moderno che trasmette calore e voglia di essere vissuto! Nature and technology combined to achieve a new and beautiful porcelain stoneware idea. This collection mimics grain and texture of maple wood, adding a touch of modernity. Floors and walls with personality and taste, both for commercial and residential settings. Modern design generating an inviting and mid environment.



FRAME SUPERIOR 20x122 cm

# FRAME Collection

**GRES PORCELLANATO IMPASTO COLORATO**  
 COLORED BODY PORCELAIN STONEWARE  
 GRÈS CÉRAME MASSE COLORÉ  
 FEINSTEINZEUG MIT EINGEFAERBTEN SCHERBEN



**colori** • colors • couleurs • farben



QUIET MID SUPERIOR

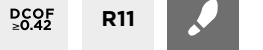
**formati** • sizes • formats • formate

R10

<b>Solo/Only Rigat-one</b>		
<b>60x120</b> 24"x48"	<b>30x122</b> 12"x48"	<b>20x122</b> 8"x48"
<b>Rettificato</b> Rectified	<b>Rettificato</b> Rectified	<b>Rettificato</b> Rectified
<b>R10</b>	<b>R10</b>	<b>R10</b>
<b>± 9,5 mm</b>	<b>± 9,5 mm</b>	<b>± 9,5 mm</b>

**OUTDOOR ± 20 mm**

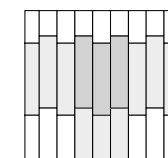
Dettagli della gamma spessorati per esterno a pagina 241. Details of the exterior flooring range on page 241  
 Détails de la gamme de revêtements de sol extérieurs page 241. Details zum Außenboden-Sortiment auf Seite 241



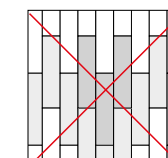
<b>Solo/Only Rigat-one</b>
----------------------------

**60x120** 24"x48"  
**Rettificato**  
 Rectified  
**R11**  
 ± 20 mm

**schemi di posa** • laying patterns • schémas de pose • verlegungsschemen



**Si consiglia di posare il materiale sfalsato di 1/10.**  
 We recommend laying the material in a 1/10 staggered arrangement.



**Non è consigliabile posare il materiale sfalsato di 1/2.**  
 We do not recommend laying the material in a 1/2 staggered pattern.

Per una posa ottimale si raccomanda l'utilizzo di distanziatori autolivellanti. For an optimum installation we recommend the use of self-leveling spacers.

# frame color and graphic variation

frame **mid**



frame **superior**




frame **quiet**




# frame sizes and surfaces



## indoor R10



**30x122 cm Rettificato**  
12"x48" Rectified  
**R10 ± 9,5 mm**  
141 ■  
**004476** Frame Wood Mid  
**004477** Frame Wood Superior  
**004475** Frame Wood Quiet



**20x122 cm Rettificato**  
8"x48" Rectified  
**R10 ± 9,5 mm**  
141 ■  
**004470** Frame Wood Mid  
**004471** Frame Wood Superior  
**004469** Frame Wood Quiet

## decors



**005514** 195 ■  
Rigat-One Frame Mid  
60x120 cm Rett.  
24"x48" Rect.  
**R10**

## ultra outdoor R11

Only: Rigat-One Mid

**FORMATI . SIZES ± 20 mm**  
**60x120 cm** 24"x48"



## special pieces



**Battiscopa**  
**6x61 cm**  
20 ■ 217 ■



\* **Gradino Frontale**  
**Elle Costa Retta**  
**30x122x5 cm**  
1 ■ 214 ■



\* **Gradino Angolare**  
**Elle Costa Retta DX**  
**30x122x5 cm**  
1 ■ 218 ■



\* **Gradino Angolare**  
**Elle Costa Retta SX**  
**30x122x5 cm**  
1 ■ 218 ■

Mid	005048	004485	004482	004479
Superior	005050	004486	004483	004480
Quiet	005049	004484	004481	004478

\* **Disponibili solo su ordinazione** . Available on demand

## weight and sizes

dimensioni sizes dimensions abmessungen	spessore thickness epaisseur stärke	pz/collo pcs/box pc/boite stk/ktn	mq/collo sqm/box m/boite qm/ktn	kg/collo kg/box kg/boite kg/ktn	colli/pallet box/europal boites/europal ktn/europal	mq/pallet sqm/pallet m/pallet qm/pallet	kg/europal kg/europal kg/europal kg/europal
30x122 Rettificato	9,5 mm	4	1,46	29,80	36	52,70	1090
20x122 Rettificato	9,5 mm	5	1,22	25,30	45	54,90	1150
Rigat-One 60x120 Rettificato	9,5 mm	2	1,44	30,52	35	50,40	1090

L'effetto legno in gres porcellanato che trasmette sensazioni accoglienti per coloro che prediligono un pavimento dalle cromie equilibrate. La superficie accattivante si adatta perfettamente alle scenografie personali ed in connessione con le nuove tendenze. The porcelain wood look effect that conveys a warm welcoming feeling. A perfect solution for those who prefer well balanced chromatic results. The endearing surface fits perfectly your personal scenery while connecting to the new trends.



# SIERRA Collection

**GRES PORCELLANATO**  
 PORCELAIN STONEWARE  
 GRÈS CÉRAMÉ  
 FEINSTEINZEUG



**colori** • colors • couleurs • farben

V2



GRIGIO

ROVERE

BEIGE

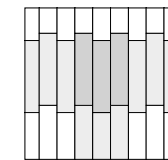
NOCE

**formati** • sizes • formats • formate

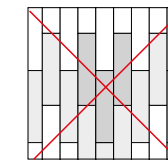
R9

20x122 8"x48"  
**Rettificato**  
 Rectified  
**R9**  
 ± 9,5 mm

**scemi di posa** • laying patterns • schémas de pose • verlegungsschemen



**Si consiglia di posare il materiale sfalsato di 1/10.**  
 We recommend laying the material in a 1/10 staggered arrangement.



**Non è consigliabile posare il materiale sfalsato di 1/2.**  
 We do not recommend laying the material in a 1/2 staggered pattern.

Per una posa ottimale si raccomanda l'utilizzo di distanziatori autolivellanti. For an optimum installation we recommend the use of self-leveling spacers.

# sierra color and graphic variation

v2

sierra **grigio**



sierra **rovere**



sierra **beige**




sierra **noce**



# sierra sizes and surfaces



## indoor R9



**20x122 cm Rettificato**  
 8"x48" Rectified  
**R9 ± 9,5 mm**  
 141 ■  
**003780** Sierra Grigio  
**003856** Sierra Rovere  
**003778** Sierra Beige  
**003779** Sierra Noce



SIERRA NOCE 20x122 cm

## special pieces



**Battiscopa**  
**7x60 cm**  
 20 ■ 39 ■

Grigio	004598
Rovere	004599
Beige	004596
Noce	004597

\* **Disponibili solo su ordinazione** . Available on demand

## weight and sizes

dimensioni sizes dimensions abmessungen	spessore thickness épaisseur stärke	pz/collo pcs/box pc/boite stk/ktn	mq/collo sqm/box m/boite qm/ktn	kg/collo kg/box kg/boite kg/ktn	colli/pallet box/europal boites/europal ktn/europal	mq/pallet sqm/pallet m/pallet qm/pallet	kg/europal kg/europal kg/europal kg/europal
20x122 Rettificato	9,5 mm	5	1,22	25,30	45	54,90	1150

SIERRA

MARBLE&STONE LOOK

CONCRETE&RESIN LOOK

WOOD LOOK

WALL DESIGN

OUTDOOR SPACES

SPECIAL PIECES IN&OUT

# wall design

rivestimenti

DECORS	PG 148
CROMATICA	PG 158
ACTION	PG 164
ARTISTIC STONE	PG 172
VILLAGE COLOR	PG 176
TINTA UNITA	PG 180
ARDESIA	PG 182
DOLMEN	PG 186
BRICK	PG 190
GRANITI	PG 194
MURETTI	PG 198
MURO DI SIENA / ASSISI	PG 202

Decors incarna la costante ricerca di soluzioni originali ed in linea con le principali tendenze di mercato, frutto dell'instancabile passione che da sempre contraddistingue la nostra azienda! La collezione in gres nasce infatti dalla meravigliosa combinazione tra creatività, design ed innovazione tecnologica, in cui le trame sono realizzati con smalti e pigmenti di ultimissima generazione e nel pieno rispetto dell'ambiente, offrendo soluzioni moderne anche per i più esigenti. The Decors collection represents the continuous research for original solutions in line with top market trends, as result of the passion that has always distinguished our people for porcelain surfaces! Decors arise from the wonderful combination of creativity, design and technological innovation, in which colors are made with the latest glazes and pigments in full respect of the environment, offering modern solutions for the most demanding.



DECORS GREEN SHADOW 60x120 cm | FRAME RIGAT-ONE FRAME MID 60x120 cm | CULT WHITE 60x120 cm

# DECORS Collection



**GRES PORCELLANATO**  
PORCELAIN STONWARE  
GRÈS CÉRAMÉ  
FEINSTEINZEUG



colori • colors • couleurs • farben

V4



PALMA •



FIORE \*\*



BLUE PALM •



TWILIGHT •



GREEN SHADOW •



ROYALE •



FLOWER BEIGE \*\*



FLOWER GREY \*\*



DOWNTOWN WOOD •



FLORA RIGATINO •



JUMBO MIX •



SILVER TREE •

formati • sizes • formats • formate



60x120 24"x48"  
Rettificato  
Rectified  
± 9,5 mm

\* La ripresa grafica tra le diverse lastre di decori può avere una tolleranza contenuta in 3mm. The tile graphic between the different slabs of decors could have a tolerance included in 3 mm. La suite graphique des différents décors peut avoir une tolérance limitée de 3cm. Die graphische Wiederholung zwischen den verschiedenen Dekorationsanwendungen kann eine Toleranz innerhalb von 3 mm aufweisen.

\*\* I decori non seguono uno schema di posa e non c'è continuità di disegno fra i decori. The decors do not follow a laying scheme and there is no design continuity between the decorations. Les décors ils ne suivent pas un schéma de pose et il n'y a pas de continuité de dessin entre les décors. Es gibt kein Verlegemuster und keine Kontinuität der Dekorationen.

Le immagini degli ambienti sono puramente indicative. The images of the rooms are purely indicative. Les images des pièces sont fournies uniquement à titre indicatif. Bilder von Einstellungen sind nur zur Orientierung.

R9

## decors palma



2 MIX

**303921A** 199 ■  
Decors Palma  
60x120 cm Rett.  
24"x48" Rect.  
**R9**

## decors green shadow



2 MIX

**005198** 199 ■  
Decors Green Shadow  
60x120 cm Rett.  
24"x48" Rect.  
**R9**

## decors fiore



2 MIX

**303920A** 199 ■  
Decors Fiore  
60x120 cm Rett.  
24"x48" Rect.  
**R9**

## decors blue palm



3 MIX

**005319** 199 ■  
Decors Blue Palm  
60x120 cm Rett.  
24"x48" Rect.  
**R9**



DECORS

MARBLE&STONE LOOK

CONCRETE&RESIN LOOK

WOOD LOOK

WALL DESIGN

OUTDOOR SPACES

SPECIAL PIECES IN&OUT

## decors **jumbo mix**



2 MIX

**005443** 199 ■  
Decors Jumbo Mix  
60x120 cm Rett.  
24"x48" Rect.  
**R9**

## decors **royale**



2 MIX

**005197** 199 ■  
Decors Royale  
60x120 cm Rett.  
24"x48" Rect.  
**R9**

## decors **flower beige**



3 MIX

**004184A** 199 ■  
Decors Flower Beige  
60x120 cm Rett.  
24"x48" Rect.  
**R9**

## decors **flower grey**



4 MIX

**004185A** 199 ■  
Decors Flower Grey  
60x120 cm Rett.  
24"x48" Rect.  
**R9**



MARBLE&STONE LOOK

CONCRETE&RESIN LOOK

WOOD LOOK

WALL DESIGN

OUTDOOR SPACES

SPECIAL PIECES IN&OUT

DECORS

decors **silver tree**



4 MIX

**005620** 199 ■  
Decors Silver Tree  
60x120 cm Rett.  
24"x48" Rect.  
R9

decors **twilight**



4 MIX

**005320** 199 ■  
Decors Twilight  
60x120 cm Rett.  
24"x48" Rect.  
R9

decors **downtown wood**



2 MIX

**005607** 199 ■  
Decors Downtown wood  
60x120 cm Rett.  
24"x48" Rect.  
R10

decors **flora rigatino**



3D  
3 MIX

**Dettaglio struttura 3D**  
Close UP 3D fluted

**005723** 199 ■  
Decoro Flora Rigatino  
60x120 cm Rett.  
24"x48" Rect.  
R10



decors collection



DECORS BLUE PALM 60x120 cm | PORTLAND WHITE, BABY BLUE 60x120 cm



DECORS FIORE 60x120 cm | CULT ANTHRACITE 60x120 cm

decors collection



ABITA SILVER TREE 60x120 cm | DOWNTOWN WOOD WARM 30x122 cm

weight and sizes

dimensioni sizes dimensions abmessungen	spessore thickness épaisseur stärke	pz/collo pcs/box pc/boite stk/ktn	mq/collo sqm/box m/boite qm/ktn	kg/collo kg/box kg/boite kg/ktn	colli/pallet box/europal boites/europal ktn/europal	mq/pallet sqm/pallet m/pallet qm/pallet	kg/europal kg/europal kg/europal kg/europal
60x120 Reettificato	9,5 mm	2	1,44	30,52	35	50,40	1090

MARBLE&STONE LOOK

CONCRETE&RESIN LOOK


WOOD LOOK

WALL DESIGN

OUTDOOR SPACES

SPECIAL PIECES IN&OUT

Un programma di rivestimenti in 30x90cm che rappresenta un'ottima soluzione stilistica. Questa collezione è in grado, infatti, di offrire soluzioni moderne e contemporanee grazie ai diversi colori, patterns e finiture disponibili che permettono di creare atmosfere raffinate e grintose, aggiungendo un tocco di eleganza ai vostri ambienti. A 30x90 wall tile collection offering a timeless yet contemporary look! An excellent choice for modern interiors, offering multiple colors and designs and creating a modern atmosphere while adding a touch of sophistication with sleek finishes such as matte or glossy.



**CROMATICA** WHITE MATT, DEEP BLUE 30x90 cm | **FRAME** SUPERIOR 30x122 cm

# CROMATICA Collection



**RIVESTIMENTO IN PASTA BIANCA ATOMIZZATA**  
 ATOMIZED WHITE BODY WALL TILE  
 REVÊTEMENTS EN PÂTE BLANCHE ATOMISÉE  
 ATOMISIERTE WEISSSCHERBIGE WANDFLIESEN

**colori** • colors • couleurs • farben

V2



**formati** • sizes • formats • formate



**30x90** 12"x36"  
**Rettificato**  
 Rectified  
 ± 9,5 mm

MARBLE&STONE LOOK

CONCRETE&RESIN LOOK

WOOD LOOK

WALL DESIGN

OUTDOOR SPACES

SPECIAL PIECES IN&OUT

# cromatica collection




**CROMATICA WHITE BEAUTY** 30x90 cm | **SIERRA NOCE** 20x122 cm




**CROMATICA MADERA WHITE** 30x90 cm | **PORTLAND GREY** 60x60 cm


# cromatica colors and decors



**005408** 141 ■  
Cromatica White Glossy  
30x90 cm Rett.  
12"x36" Rect.



**005409** 141 ■  
Cromatica White Matt  
30x90 cm Rett.  
12"x36" Rect.



**005438** 141 ■  
Cromatica White Beauty  
30x90 cm Rett.  
12"x36" Rect.




**005410** 141 ■  
Cromatica Deep Blue  
30x90 cm Rett.  
12"x36" Rect.



**005415** 141 ■  
Cromatica Veneziana  
30x90 cm Rett.  
12"x36" Rect.



**005418** 141 ■  
Cromatica Madera Grey  
30x90 cm Rett.  
12"x36" Rect.



**005417** 141 ■  
Cromatica Madera White  
30x90 cm Rett.  
12"x36" Rect.

## alcuni abbinamenti • some matching designs • certaines combinaisons • einige empfohlene kombinationen

 <b>PORTLAND</b> GREY	 <b>PORTLAND</b> PLOMB	 <b>ERMETICA</b> LAVAGNA	 <b>CULT</b> WHITE	 <b>CULT</b> GREY
 <b>CULT</b> ANTHRACITE	 <b>EMOTION</b> BLANC	 <b>EMOTION</b> GRIS	 <b>SIERRA</b> GRIGIO	 <b>FRAME</b> QUIET
 <b>SIERRA</b> ROVERE	 <b>SIERRA</b> BEIGE	 <b>SIERRA</b> NOCE	 <b>FRAME</b> MID	 <b>FRAME</b> SUPERIOR

### weight and sizes


dimensioni sizes dimensions abmessungen	spessore thickness epaisseur stärke	pz/collo pcs/box pc/boite stk/ktn	mq/collo sqm/box m/boite qm/ktn	kg/collo kg/box kg/boite kg/ktn	colli/pallet box/europal boites/europal ktn/europal	mq/pallet sqm/pallet m/pallet qm/pallet	kg/europal kg/europal kg/europal kg/europal
30x90 Rettificato	9,5 mm	7	1,89	30,10	36	68,04	1100




**CROMATICA** SHABBY CHIC, SHABBY CHIC CARPET 30x90 cm | **EMOTION** TAUPE 60x60 cm



**CROMATICA** OLIVE GREEN, DIVEDRO CREAM, DIVEDRO CR. CHEVRON 30x90 cm | **ASPEN** BIANCO 60x60 cm



**005408** 141 ■  
Cromatica White Glossy  
30x90 cm Rett.  
12"x36" Rect.



**005409** 141 ■  
Cromatica White Matt  
30x90 cm Rett.  
12"x36" Rect.



**005416** 141 ■  
Cromatica Kingston  
30x90 cm Rett.  
12"x36" Rect.



**005419** 189 ■  
Cromatica Olive Green  
30x90 cm Rett.  
12"x36" Rect.



**005411** 141 ■  
Cromatica Shabby Chic  
30x90 cm Rett.  
12"x36" Rect.



**005412** 81 ■  
Cromatica Shabby Chic Carpet  
30x90 cm Rett.  
12"x36" Rect.



**005413** 141 ■  
Cromatica Divedro Cream  
30x90 cm Rett.  
12"x36" Rect.



**005414** 81 ■  
Cromatica Divedro Cr. Chevron  
30x90 cm Rett.  
12"x36" Rect.

**alcuni abbinamenti** • some matching designs • certaines combinaisons • einige empfohlene kombinationen



**weight and sizes**

dimensioni sizes dimensions abmessungen	spessore thickness épaisseur stärke	pz/collo pcs/box pc/boite stk/ktn	mq/collo sqm/box m/boite qm/ktn	kg/collo kg/box kg/boite kg/ktn	colli/pallet box/europal boites/europal ktn/europal	mq/pallet sqm/pallet m/pallet qm/pallet	kg/europal kg/europal kg/europal kg/europal
30x90 Rettificato	9,5 mm	7	1,89	30,10	36	68,04	1100

Il rivestimenti Action, in pasta bianca, soddisfano la moderna necessità di rivestire le pareti con design sempre piu coinvolgenti. Le combinazioni delle superfici piatte e tridimensionali danno vitalità alle pareti stesse e si abbinano alle varie soluzioni offerte a pavimento. Action, white body wall tiles, fits the modern need to tile walls with compelling and emotional designs. The combination of flat and three-dimensional surfaces gives eye catching vitality to the walls and matching floors.



SOHO DARK, LIGHT ONDA, MIX DECORO 25x75 cm | EMOTION TAUPE 60x60 cm

# ACTION Collection



**RIVESTIMENTO IN PASTA BIANCA ATOMIZZATA**  
 ATOMIZED WHITE BODY WALL TILE  
 REVÊTEMENTS EN PÂTE BLANCHE ATOMISÉE  
 ATOMISIERTE WEISSSCHERBIGE WANDFLIESEN

colori • colors • couleurs • farben

v2



HARMONY PEARL



SOHO LIGHT



VINCI PEARL



HARMONY GREY



SOHO DARK



VINCI GREY

formati • sizes • formats • formate



**25x75** 10"x30"  
**Rettificato**  
 Rectified  
 ± 9 mm

MARBLE&STONE LOOK

CONCRETE&RESIN LOOK

WOOD LOOK

WALL DESIGN

OUTDOOR SPACES

SPECIAL PIECES IN&OUT



HARMONY SINFONIA PEARL LUCIDO 25x75 cm | EMOTION GRIS 60x60 cm



**303882** 187 ■  
Harmony Pearl Lucido  
25x75 cm Rett.  
10"x30" Rect.



**303883** 187 ■  
Harmony Grey Lucido  
25x75 cm Rett.  
10"x30" Rect.



**303884** 141 ■  
Harmony Mix Decoro Lucido  
25x75 cm Rett.  
10"x30" Rect.



**303885** 141 ■  
Harmony Pearl Wave Lucido  
25x75 cm Rett.  
10"x30" Rect.



**303886** 141 ■  
Harmony Grey Wave Lucido  
25x75 cm Rett.  
10"x30" Rect.




**303884** 141 ■  
Harmony Mix Decoro Lucido  
25x75 cm Rett.  
10"x30" Rect.



**303926** 141 ■  
Harmony Sinfonia Pearl Lucido  
25x75 cm Rett.  
10"x30" Rect.

alcuni abbinamenti • some matching designs • certaines combinaisons • einige empfohlene kombinationen



weight and sizes


dimensioni sizes dimensions abmessungen	spessore thickness épaisseur stärke	pz/collo pcs/box pc/boite stk/ktn	mq/collo sqm/box m/boite qm/ktn	kg/collo kg/box kg/boite kg/ktn	colli/pallet box/europal boites/europal ktn/europal	mq/pallet sqm/pallet m/pallet qm/pallet	kg/europal kg/europal kg/europal kg/europal
25x75 Rettificato	9 mm	8	1,50	23,60	36	54,00	880



SOHO SINFONIA LIGHT SATINATO 25x75 cm | SIERRA BEIGE 20x122 cm



**303877** 187 ■  
Soho Light Satinato  
25x75 cm Rett.  
10"x30" Rect.



**303878** 187 ■  
Soho Dark Satinato  
25x75 cm Rett.  
10"x30" Rect.



**303879** 141 ■  
Soho Mix Decoro Satinato  
25x75 cm Rett.  
10"x30" Rect.



**303880** 141 ■  
Soho Light Onda Satinato  
25x75 cm Rett.  
10"x30" Rect.



**303881** 141 ■  
Soho Dark Onda Satinato  
25x75 cm Rett.  
10"x30" Rect.



**303927** 141 ■  
Soho Sinfonia Light Satinato  
25x75 cm Rett.  
10"x30" Rect.

3 MIX

alcuni abbinamenti • some matching designs • certaines combinaisons • einige empfohlene kombinationen



weight and sizes

dimensioni sizes dimensions abmessungen	spessore thickness épaisseur stärke	pz/collo pcs/box pc/boite stk/ktn	mq/collo sqm/box m/boite qm/ktn	kg/collo kg/box kg/boite kg/ktn	colli/pallet box/europal boites/europal ktn/europal	mq/pallet sqm/pallet m/pallet qm/pallet	kg/europal kg/europal kg/europal kg/europal
25x75 Rettificato	9 mm	8	1,50	23,60	36	54,00	880



VINCI PEARL SATINATO, GREY SATINATO, MIX DECORO 25x75 cm | EMOTION GRIS 60x60 cm



**303887** 187 ■  
Vinci Pearl Satinato  
25x75 cm Rett.  
10"x30" Rect.



**303888** 187 ■  
Vinci Grey Satinato  
25x75 cm Rett.  
10"x30" Rect.



**303889** 141 ■  
Vinci Mix Decoro Satinato  
25x75 cm Rett.  
10"x30" Rect.



**303890** 141 ■  
Vinci Pearl Onda Satinato  
25x75 cm Rett.  
10"x30" Rect.



**303891** 141 ■  
Vinci Grey Onda Satinato  
25x75 cm Rett.  
10"x30" Rect.



**303925** 141 ■  
Vinci Sinfonia Pearl Satinato  
25x75 cm Rett.  
10"x30" Rect.

**303889** 141 ■  
Vinci Mix Decoro Satinato  
25x75 cm Rett.  
10"x30" Rect.

3 MIX

alcuni abbinamenti • some matching designs • certaines combinaisons • einige empfohlene kombinationen



**SIERRA**  
GRIGIO



**FRAME**  
QUIET



**PORTLAND**  
GREY



**PORTLAND**  
PLOMB



**EMOTION**  
GRIS



**CONTEMPORARY**  
GREY



**CONTEMPORARY**  
GRAPHITE

weight and sizes

dimensioni sizes dimensions abmessungen	spessore thickness épaisseur stärke	pz/collo pcs/box pc/boite stk/ktn	mq/collo sqm/box m/boite qm/ktn	kg/collo kg/box kg/boite kg/ktn	colli/pallet box/europal boites/europal ktn/europal	mq/pallet sqm/pallet m/pallet qm/pallet	kg/europal kg/europal kg/europal kg/europal
25x75 Rettificato	9 mm	8	1,50	23,60	36	54,00	880

MARBLE&STONE LOOK  
CONCRETE&RESIN LOOK  
WOOD LOOK  
WALL DESIGN  
OUTDOOR SPACES  
SPECIAL PIECES IN&OUT

Rivestimenti pensati per creare ambienti avvolgenti e contemporanei, caratterizzati dall'animo essenziale che rende questa collezione semplice ed elegante allo stesso tempo e soprattutto capace di arricchire le superfici ed esaltarne l'impatto estetico con la massima naturalezza. Walltiles designed to create contemporary environments, the essential soul makes this collection simple and elegant at the same time and capable of enriching surfaces enhancing their aesthetic with the utmost naturalness.



ARTISTIC STONE GRIGIO, DECORO ARTISTIC STONE GRIGIO 25x75 cm | SIERRA GRIGIO 20x122 cm

# ARTISTIC STONE Collection




**RIVESTIMENTO IN PASTA BIANCA ATOMIZZATA**  
ATOMIZED WHITE BODY WALL TILE  
REVÊTEMENTS EN PÂTE BLANCHE ATOMISÉE  
ATOMISIERTE WEISSSCHERBIGE WANDFLIESEN

colori • colors • couleurs • farben


v2



GRIGIO



DECORO GRIGIO



BEIGE



DECORO BEIGE


formati • sizes • formats • formate




25x75 10"x30"  
Rettificato  
Rectified  
± 9 mm



ARTISTIC STONE BEIGE, DECORO ARTISTIC STONE BEIGE 25x75 cm | SIERRA BEIGE 20x122 cm



**303928** 187 ■  
Artistic Stone Grigio  
25x75 cm Rett.  
10"x30" Rect.



**303929** 187 ■  
Artistic Stone Beige  
25x75 cm Rett.  
10"x30" Rect.




**303930** 141 ■  
Decoro Artistic Stone Grigio  
25x75 cm Rett.  
10"x30" Rect.



**303931** 141 ■  
Decoro Artistic Stone Beige  
25x75 cm Rett.  
10"x30" Rect.

alcuni abbinamenti • some matching designs • certaines combinaisons • einige empfohlene kombinationen



weight and sizes

dimensioni sizes dimensions abmessungen	spessore thickness épaisseur stärke	pz/collo pcs/box pc/boite stk/ktn	mq/collo sqm/box m/boite qm/ktn	kg/collo kg/box kg/boite kg/ktn	colli/pallet box/europal boites/europal ktn/europal	mq/pallet sqm/pallet m/pallet qm/pallet	kg/europal kg/europal kg/europal kg/europal
25x75 Rettificato	9 mm	8	1,50	23,60	36	54,00	880

Sperimenta accostamenti di colore sorprendenti abbinati a tonalità calde e fredde che a loro volta riscoprono superfici tridimensionali. Un mix disinvolto che trasmette energia definendo i concept estetici che verranno. Experiences a surprising color mix combining warm and cold shades with three-dimensional surfaces. A casual design that conveys energy and defines future aesthetic concepts.

# VILLAGE COLOR Collection



## RIVESTIMENTO IN PASTA BIANCA ATOMIZZATA

ATOMIZED WHITE BODY WALL TILE  
 REVÊTEMENTS EN PÂTE BLANCHE ATOMISÉE  
 ATOMISIERTE WEISSSCHERBIGE WANDFLIESEN

colori • colors • couleurs • farben

v2




BIANCO




CANNETTA BIANCO



CREMA



CANNETTA CREMA



RIQUADRI

formati • sizes • formats • formate



25x75 10"x30"  
**Rettificato**  
 Rectified  
 ± 9 mm



VILLAGE COLOR BIANCO, CANNETTA BIANCO, RIQUADRI 25x75 cm | SIERRA GRIGIO 20x122 cm

# Village Color collection



VILLAGE COLOR CREMA, CANNETTA CREMA, RIQUADRI 25x75 cm | SIERRA BEIGE 20x122 cm



VILLAGE COLOR BIANCO, CANNETTA BIANCO, RIQUADRI 25x75 cm | EMOTION GRIS 60x60 cm


# Village Color colors and decors



**303892 187** ■  
Village Color Bianco  
25x75 cm Rett.  
10"x30" Rect.



**303894 141** ■  
Village Color Cannetta Bianco  
25x75 cm Rett.  
10"x30" Rect.



**303893 187** ■  
Village Color Crema  
25x75 cm Rett.  
10"x30" Rect.



**303895 141** ■  
Village Color Cannetta Crema  
25x75 cm Rett.  
10"x30" Rect.



**303896 141** ■  
Village Color Riquadri  
25x75 cm Rett.  
10"x30" Rect.

12 MIX

alcuni abbinamenti • some matching designs • certaines combinaisons • einige empfohlene kombinationen



## weight and sizes

dimensioni sizes dimensions abmessungen	spessore thickness épaisseur stärke	pz/collo pcs/box pc/boite stk/ktn	mq/collo sqm/box m/boite qm/ktn	kg/collo kg/box kg/boite kg/ktn	colli/pallet box/europal boites/europal ktn/europal	mq/pallet sqm/pallet m/pallet qm/pallet	kg/europal kg/europal kg/europal kg/europal
25x75 Rettificato	9 mm	8	1,50	23,60	36	54,00	880

VILLAGE COLOR

MARBLE&STONE LOOK

CONCRETE&RESIN LOOK

WOOD LOOK

WALL DESIGN

OUTDOOR SPACES

SPECIAL PIECES IN&OUT



TINTA UNITA BIANCO LUX 30x60 cm | EVOQ NERO 60x60 cm

# TINTA UNITA Collection




HD


**RIVESTIMENTO IN PASTA BIANCA ATOMIZZATA**  
 ATOMIZED WHITE BODY WALL TILE  
 REVÊTEMENTS EN PÂTE BLANCHE ATOMISÉE  
 ATOMISIERTE WEISSSCHERBIGE WANDFLIESEN

**formati e colori** • size & colors • formats et couleurs • formate und farben

V1



**303856 87** ■  
 Bianco Matt  
 30x60 cm Rett.  
 12"x24" Rect.



**303855 87** ■  
 Bianco Lux  
 30x60 cm Rett.  
 12"x24" Rect.


**RIVESTIMENTO IN BICOTTURA ATOMIZZATA**  
 ATOMIZED DOUBLE-FIRED WALL TILE  
 REVÊTEMENTS ATOMISÉE EN BICUISSON  
 ATOMISIERTE ZWEIBRANDVERFAHREN WANDFLIESEN



HD

**formati e colori** • size & colors • formats et couleurs • formate und farben

V1



**302789M 229** ■  
 Bianco Matt  
 20x20 cm  
 8"x8"



**302797M 229** ■  
 Bianco Lux  
 20x20 cm  
 8"x8"

## weight and sizes

dimensioni sizes dimensions abmessungen	spessore thickness épaisseur stärke	pz/collo pcs/box pc/boite stk/ktn	mq/collo sqm/box m/boite qm/ktn	kg/collo kg/box kg/boite kg/ktn	colli/pallet box/europal boites/europal ktn/europal	mq/pallet sqm/pallet m/pallet qm/pallet	kg/europal kg/europal kg/europal kg/europal
30x60 Matt/Lux Rettificato	9 mm	10	1,80	26,20	32	57,60	860
20x20 Matt/Lux	6 mm	40	1,60	10,68	72	115,20	790


Pensata per chi ama la bellezza materica della pietra e per chi desidera uno stile nuovo e raffinato, Ardesia combina design e contemporaneità, piastrelle in gres porcellanato alla tridimensionalità delle superfici a rilievo, ottenendo pareti eleganti e scenografiche, caratterizzate dalla briosa dinamicità. Designed for those who love the materic beauty of the stone and for who want a new and refined style, Ardesia combines design and modernity, porcelain stoneware tiles with the three-dimensionality of the relief surfaces, obtaining elegant and scenographic walls characterized by lively movings.



ARDESIA SILVER 31x62 cm | SIERRA GRIGIO 20x122 cm

# ARDESIA Collection

**GRES PORCELLANATO**  
 PORCELAIN STONEWARE  
 GRÈS CÉRAMÉ  
 FEINSTEINZEUG



**colori** • colors • couleurs • farben



SILVER



TAUPE

**formati** • sizes • formats • formate



31x62 12"x24"  
**Naturale**  
 Natural  
 ≈ 8,5 mm



MARBLE&STONE LOOK

CONCRETE&RESIN LOOK

WOOD LOOK

WALL DESIGN

OUTDOOR SPACES

SPECIAL PIECES IN&OUT

# ardesia color and graphic variation



ardesia **silver**



ardesia **taupe**



**PEZZO SINGOLO 31x62** . SINGLE TILE 12"x24"



**PEZZO SINGOLO 31x62** . SINGLE TILE 12"x24"



# ardesia sizes and surfaces



## wall design

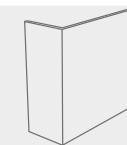


**31x62 cm Naturale**  
 12"x24" Natural  
**± 8,5 mm**  
 185 ■  
**ARDE002** Ardesia Silver  
**ARDE001** Ardesia Taupe



**ARDESIA TAUPE 31x62 cm** | **ULTRA ASPEN BEIGE 60x60 cm ± 20 mm**

## special pieces



**Angolo Rivestimento**  
**13x34x31**  
 2 ■ 190 ■

Ardesia Silver 004883  
 Ardesia Taupe 004884

## weight and sizes

dimensioni sizes dimensions abmessungen	spessore thickness épaisseur stärke	pz/collo pcs/box pc/boite stk/ktn	mq/collo sqm/box m/boite qm/ktn	kg/collo kg/box kg/boite kg/ktn	colli/pallet box/europal boites/europal ktn/europal	mq/pallet sqm/pallet m/pallet qm/pallet	kg/europal kg/europal kg/europal kg/europal
31x62 Naturale	8,5 mm	8	1,54	23,20	60	92,40	1400

MARBLE&STONE LOOK  
CONCRETE&RESIN LOOK  
WOOD LOOK  
WALL DESIGN  
OUTDOOR SPACES  
SPECIAL PIECES IN&OUT


Così come Dolmen, anche questa bellissima collezione è caratterizzata dal mix del gres porcellanato e dal design delle superfici a rilievo. Dolmen combina un design grintoso ad un mix di eleganza classica, stupefacente, che ne esalta la creatività per le moderne architetture, metropolitane e sub-urbane, da interno ed esterno! Like Dolmen, this beautiful collection is also characterized by the mix of porcelain stoneware and by the design of the 3d surfaces. Dolmen combines a powerful design with a mix of classic elegance which enhances its creativity for modern, metropolitan and sub-urban architecture, indoors and outdoors!



DOLMEN GREY 31x62 cm | ULTRA ASPEN GRIGIO 60x60 cm  $\approx$  20 mm

# DOLMEN Collection


**GRES PORCELLANATO**  
PORCELAIN STONEWARE  
GRÈS CÉRAMÉ  
FEINSTEINZEUG



**colori** • colors • couleurs • farben



GREY



BEIGE

**formati** • sizes • formats • formate



31x62 12"x24"  
**Naturale**  
Natural  
 $\approx$  8,5 mm

MARBLE&STONE LOOK  
CONCRETE&RESIN LOOK  
WOOD LOOK  
WALL DESIGN  
OUTDOOR SPACES  
SPECIAL PIECES IN&OUT

# dolmen color and graphic variation



dolmen **grey**



**PEZZO SINGOLO 31x62** . SINGLE TILE 12"x24"



dolmen **beige**



**PEZZO SINGOLO 31x62** . SINGLE TILE 12"x24"



# dolmen sizes and surfaces



## wall design

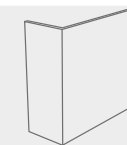


**31x62 cm Naturale**  
 12"x24" Natural  
 ± 8,5 mm  
 185 ■  
**DOLM001** Dolmen Grey  
**DOLM002** Dolmen Beige



**DOLMEN BEIGE** 31x62 cm | **SIERRA BEIGE** 20x122 cm

## special pieces



**Angolo Rivestimento**  
**13x34x31**  
 2 ■ 190 ■


Dolmen Grey 004885  
 Dolmen Beige 004886

## weight and sizes

dimensioni sizes dimensions abmessungen	spessore thickness épaisseur stärke	pz/collo pcs/box pc/boite stk/ktn	mq/collo sqm/box m/boite qm/ktn	kg/collo kg/box kg/boite kg/ktn	colli/pallet box/europal boites/europal ktn/europal	mq/pallet sqm/pallet m/pallet qm/pallet	kg/europal kg/europal kg/europal kg/europal
31x62 Naturale	8,5 mm	8	1,54	23,20	60	92,40	1400

MARBLE&STONE LOOK  
CONCRETE&RESIN LOOK  
WOOD LOOK  
WALL DESIGN  
OUTDOOR SPACES  
SPECIAL PIECES IN&OUT

La migliore riproduzione del mattoncino, realizzata con tecnica digitale in una perfetta tridimensionalità e fedeltà cromatica. È utilizzabile per interni ed esterni, in ambienti che vanno dallo stile rustico al contemporaneo urbano. The best reproduction of a solid brick wall, obtained through digital technology allowing for perfect three-dimensionality and chromatic accuracy.



**BRICK** WHITE 31x62 cm | **FRAME** QUIET 20x122 cm

# BRICK Collection

**GRES PORCELLANATO**  
PORCELAIN STONEWARE  
GRÈS CÉRAMÉ  
FEINSTEINZEUG



**colori** • colors • couleurs • farben



WHITE



RED



MIX

**formati** • sizes • formats • formate



**31x62** 12"x24"  
**Naturale**  
Natural  
± 9 mm

MARBLE&STONE LOOK

CONCRETE&RESIN LOOK

WOOD LOOK

WALL DESIGN

OUTDOOR SPACES

SPECIAL PIECES IN&OUT



# brick color and graphic variation

brick **red**

V3


brick **mix**

V4



brick **white**

V2



PEZZO SINGOLO 31x62 . SINGLE TILE 12"x24"



# brick sizes and surfaces



## wall design



**31x62 cm Naturale**  
12"x24" Natural  
± 9 mm  
185 ■  
**003007-** Brick White  
**003006** Brick Red  
**003092-** Brick Mix



BRICK RED 31x62 cm

## special pieces



**Angolo Rivestimento**  
**13x34x31**  
2 ■ 190 ■

Brick Red	003141
Brick Mix	003094
Brick White	003139

## weight and sizes

dimensioni sizes dimensions abmessungen	spessore thickness epaisseur stärke	pz/collo pcs/box pc/boite stk/ktn	mq/collo sqm/box m/boite qm/ktn	kg/collo kg/box kg/boite kg/ktn	colli/pallet box/europal boites/europal ktn/europal	mq/pallet sqm/pallet m/pallet qm/pallet	kg/europal kg/europal kg/europal kg/europal
31x62 Naturale	9 mm	7	1,35	21,70	60	81,00	1322

MARBLE&STONE LOOK

CONCRETE&RESIN LOOK

WOOD LOOK

WALL DESIGN

OUTDOOR SPACES

SPECIAL PIECES IN&OUT

Un materiale di eccezionale versatilità per tutti gli ambienti interni ed esterni e dalla superficie tridimensionale che riproduce fedelmente i muretti in pietra più ricercati. Un "must" per tante pareti di design contemporaneo, un "must" per coloro che vogliono arricchire gli ambienti con un tocco più naturale! An exceptionally versatile material, fit for numerous different settings. Its three-dimensionality accurately reproduces the classical stone wall looks. A "must" of contemporary design and for those who want to enrich their wall with a natural touch!



GRANITI NEW GRIGIO 31x62 cm | FRAME QUIET 20x122 cm

# GRANITI Collection

**GRES PORCELLANATO**  
 PORCELAIN STONEWARE  
 GRÈS CÉRAMÉ  
 FEINSTEINZEUG



**colori** • colors • couleurs • farben



NEW BEIGE



NEW GRIGIO



NERO

**formati** • sizes • formats • formate



**31x62** 12"x24"  
**Naturale**  
 Natural  
 ± 9 mm / 8 mm

MARBLE&STONE LOOK

CONCRETE&RESIN LOOK

WOOD LOOK

WALL DESIGN

OUTDOOR SPACES

SPECIAL PIECES IN&OUT

# graniti color and graphic variation



graniti **new grigio**



graniti **new beige**



graniti **nero**



PEZZO SINGOLO 31x62 . SINGLE TILE 12"x24"



# graniti sizes and surfaces



## wall design



**31x62 cm Naturale**  
12"x24" Natural  
± 8 mm  
185 ■  
**004432A** Graniti New Grigio  
**004431A** Graniti New Beige



**31x62 cm Naturale**  
12"x24" Natural  
± 9 mm  
185 ■  
**002643-** Graniti Nero



GRANITI NERO 31x62 cm

## special pieces



**Angolo Rivestimento**  
**13x34x31**  
2 ■ 190 ■

Graniti New Grigio	003252
Graniti New Beige	003306
Graniti Nero	003420

## weight and sizes

dimensioni sizes dimensions abmessungen	spessore thickness épaisseur stärke	pz/collo pcs/box pc/boite stk/ktn	mq/collo sqm/box m/boite qm/ktn	kg/collo kg/box kg/boite kg/ktn	colli/pallet box/europal boites/europal ktn/europal	mq/pallet sqm/pallet m/pallet qm/pallet	kg/europal kg/europal kg/europal kg/europal
31x62 Naturale	9 mm	7	1,35	21,70	40	54,00	1322
31x62 Naturale NEW	8 mm	8	1,63	24,00	60	97,80	1460

\* Superficie posata . Installed surface


Con queste 4 nuove colorazioni in gres porcellanato abbiamo voluto ampliare il nostro programma di superfici strutturate ottenendo un gamma ancora più completa. Queste colorazioni uniche nel genere, si adattano a tutte le pareti, ai pavimenti esterni e alle piscine, divenendo elementi di grande impatto visivo che esaltano l'estetica complessiva. Ottime soluzioni anche per concept walls e caminetti. With these 4 new porcelain surfaces we wanted to extend our textured program achieving a more complete portfolio. With their unique colors, are suitable for all walls and for outdoor floors and swimming pools areas, creating visually striking features that enhance the overall design aesthetic. Great solutions also for concept walls and fireplaces.



**TUMBLE STONE** 31x62 cm

# MURETTI Collection

**GRES PORCELLANATO**  
 PORCELAIN STONWARE  
 GRÈS CÉRAMÉ  
 FEINSTEINZEUG



**colori** • colors • couleurs • farben



ARDESIA MIX

CROMO BRICK

DECOR STONE

TUMBLE STONE

**formati** • sizes • formats • formate



**31x62** 12"x24"  
**Naturale**  
 Natural  
 ≈ 9 mm  
**Cromo Muretti e**  
**Tumble Stone**



**31x62** 12"x24"  
**Naturale**  
 Natural  
 ≈ 8 mm  
**Ardesia Mix e**  
**Decor Stone**

MARBLE&STONE LOOK  
 CONCRETE&RESIN LOOK  
 WOOD LOOK  
 WALL DESIGN  
 OUTDOOR SPACES  
 SPECIAL PIECES IN&OUT

MURETTI

# muretti color and graphic variation

V3

ardesia mix



cromo brick



decor stone



tumble stone



PEZZI SINGOLO 31x62 . SINGLE TILES 12"x24"



# muretti sizes and surfaces



## wall design



**31x62 cm Naturale**  
12"x24" Natural  
± 8 mm  
185 ■  
**005456** Ardesia Mix <sup>6</sup>  
**005454** Cromo Brick <sup>6</sup>



**31x62 cm Naturale**  
12"x24" Natural  
± 9 mm  
185 ■  
**005457** Decor Stone <sup>7</sup>  
**005455** Tumble Stone <sup>6</sup>




**CROMO BRICK** 31x62 cm

## weight and sizes

dimensioni sizes dimensions abmessungen	spessore thickness epaisseur stärke	pz/collo pcs/box pc/boite stk/ktn	mq/collo sqm/box m/boite qm/ktn	kg/collo kg/box kg/boite kg/ktn	colli/pallet box/europal boites/europal ktn/europal	mq/pallet sqm/pallet m/pallet qm/pallet	kg/europal kg/europal kg/europal kg/europal
31x62 Naturale Brick e Tumble	9 mm	7	1,35	21,70	60	81,00	1322
31x62 Naturale D.Stone e Ardesia	8 mm	8	1,63	24,00	60	97,80	1460

MARBLE&STONE LOOK  
CONCRETE&RESIN LOOK  
WOOD LOOK  
WALL DESIGN  
OUTDOOR SPACES  
SPECIAL PIECES IN&OUT

Un design armoniosamente stonalizzato ed ispirato ai rustici rivestimenti murari, esaltato dalle diverse forme, dai colori e dai bordi irregolari. Un gres porcellanato adatto a tutti i rivestimenti e pavimenti esterni. An harmoniously shaded design inspired by rustic cut stone walls, with their different sizes, irregular edges and melange of colors. The product is best suited for walls and outside floors.




MURO DI SIENA BEIGE 31x62 cm

# MURO DI SIENA-ASSISI

## Collection

**GRES PORCELLANATO**  
PORCELAIN STONWARE  
GRÈS CÉRAMÉ  
FEINSTEINZEUG



**colori** • colors • couleurs • farben



MURO DI SIENA BEIGE



MURO DI ASSISI BEIGE

**formati** • sizes • formats • formate



**31x62** 12"x24"  
**Naturale**  
Natural  
**± 9 mm**  
**R11**

**R11**

WALL DESIGN

OUTDOOR SPACES

SPECIAL PIECES IN&OUT

WOOD LOOK

CONCRETE&RESIN LOOK

MARBLE&STONE LOOK

# muro di siena-assisi color and graphic variation

muro di siena **beige**

V2

muro di assisi **beige**

V3



PEZZO SINGOLO 31x62 . SINGLE TILE 12"x24"

PEZZO SINGOLO 31x62 . SINGLE TILE 12"x24"



# muro di siena-assisi sizes and surfaces



Muro di Assisi



Muro di Siena

## wall design



**31x62 cm Naturale**

12"x24" Natural

± 9 mm

185 ■

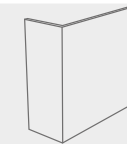
**002941-** Muro di Siena Beige

**002649-** Muro di Assisi Beige



MURO DI ASSISI BEIGE 31x62 cm

## special pieces



**Angolo Rivestimento**

**13x34x31**

2 190 ■

Muro di Siena Beige 003223

Muro di Assisi Beige 003423

## weight and sizes

dimensioni sizes dimensions abmessungen	spessore thickness épaisseur stärke	pz/collo pcs/box pc/boite stk/ktn	mq/collo sqm/box m/boite qm/ktn	kg/collo kg/box kg/boite kg/ktn	colli/pallet box/europal boites/europal ktn/europal	mq/pallet sqm/pallet m/pallet qm/pallet	kg/europal kg/europal kg/europal
31x62 Muro di Siena	9 mm	7	1,35	24,00	40	54,00	1020
31x62 Muro di Assisi	9 mm	6	1,15	23,00	40	46,20	940

# outdoor spaces

prodotti da esterno

---

TRADITIONAL OUTDOOR

PG 208

---



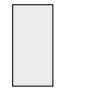


ULTRA OUTDOOR

PG 210

---


# Indice outdoor R11 spessore tradizionale.

R11 outdoor regular thickness index.  
Index R11 outdoor avec épaisseur traditionnelle.  
R11 Outdoor-Index mit traditioneller Dicke.

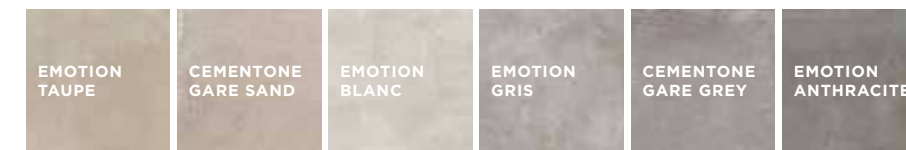
						
		60x120 24"x48" RTT	60x60 24"x24" RTT	31x62 12"x24"	15,3x31 6"x12"	15x15 6"x6"
<b>Gres porcellanato</b> Porcelain stoneware. Grès cérame. Feinsteinzeug						
ASPEN BEIGE	PG. 48			•	•	
ASPEN BIANCO	PG. 48			•	•	
ASPEN GRIGIO	PG. 48			•	•	
CONTERO STONE GREIGE	PG. 36			•		
CONTERO STONE IVORY	PG. 36	•		•		
CONTERO STONE OFF-WHITE	PG. 36	•		•		
BLUE WAVE	PG. 76			•		•
EMOTION BLANC	PG. 112		•			
EMOTION GRIS	PG. 112	•	•			
EMOTION ANTHRACITE	PG. 112	•	•			
EMOTION TAUPE	PG. 112		•			
CEMENTONE GARE SAND	PG. 120			•		
CEMENTONE GARE GREY	PG. 120			•		
IROC WHITE	PG. 58	•				
IROC GREIGE	PG. 58	•				
NATURE BIANCO	PG. 72			•	•	
NATURE GREIGE	PG. 72			•	•	
NATURE GRIGIO	PG. 72			•	•	
PIETRA DI BALI	PG. 76			•		•
PIETRONE	PG. 80			•		•
ROCCIONE	PG. 80			•		•
SHELLSTONE BIANCO	PG. 42	•		•		
SHELLSTONE BEIGE	PG. 42	•		•		
SHELLSTONE TAUPE	PG. 42	•		•		
STONE MIX FANGO	PG. 84			•		
STONE MIX PIOMBO	PG. 84			•		

## R11 STANDARD THICKNESS COLOR INDEX

### R11 effetto pietra • stone look



### R11 effetto cemento • concrete look



ROCCIONE 31x62 cm | NATURE GREIGE OUT 31x62 cm



CEMENTONE GARE GREY OUT 31x62 cm

# ULTRAoutdoor

THICKNESS 2 cm - 3 cm

## Un nuovo modo di vivere gli spazi esterni.

Ultra Outdoor nasce per ridefinire il concetto di spazio esterno. Una collezione completa di superfici in gres porcellanato rettificato pensata per chi progetta terrazze, giardini, parcheggi, vialetti, piazze, spazi urbani e ambienti pubblici in cui design e prestazioni convivono in perfetto equilibrio. Ogni lastra è il risultato di una tecnologia avanzata che garantisce resistenza, stabilità e bellezza duratura. Con spessori di 2 cm e 3 cm, Ultra Outdoor è la soluzione ideale per chi cerca continuità estetica tra interno ed esterno e materiali capaci di resistere nel tempo, senza compromessi.

**A new way of experiencing outdoor spaces.** Ultra Outdoor was created to redefine the concept of outdoor spaces. A comprehensive collection of rectified porcelain stoneware surfaces, designed for those who plan terraces, gardens, parking areas, driveways, squares, urban spaces, and public environments where design and performance coexist in perfect balance. Each slab is the result of advanced technology that ensures strength, stability and long-lasting beauty. With thicknesses of 20 mm and 30 mm, Ultra Outdoor is the ideal solution for those seeking aesthetic continuity between indoor and outdoor spaces and materials that stand the test of time, without compromise.

**Une nouvelle façon de vivre les espaces extérieurs.** Ultra Outdoor a été créé pour redéfinir le concept d'espace extérieur. Une collection complète de surfaces en grès cérame rectifié, pensée pour la conception de terrasses, jardins, parkings, allées, places, espaces urbains et lieux publics, où le design et les performances cohabitent en parfait équilibre. Chaque dalle est le résultat d'une technologie avancée garantissant résistance, stabilité et beauté durable. Avec des épaisseurs de 20 mm et 30 mm, Ultra Outdoor est la solution idéale pour ceux qui recherchent une continuité esthétique entre intérieur et extérieur et des matériaux capables de résister dans le temps, sans compromis.

**Eine neue Art, Außenbereiche zu erleben.** Ultra Outdoor wurde geschaffen, um das Konzept von Außenbereichen neu zu definieren. Eine komplette Kollektion von Oberflächen aus rektifiziertem Feinsteinzeug, konzipiert für die Planung von Terrassen, Gärten, Parkplätzen, Zufahrten, Plätzen, städtischen Räumen und öffentlichen Bereichen, in denen Design und Leistung in perfektem Einklang stehen. Jede Platte ist das Ergebnis fortschrittlicher Technologie und garantiert Widerstandsfähigkeit, Stabilität und dauerhafte Schönheit. Mit Stärken von 2 cm und 3 cm ist Ultra Outdoor die ideale Lösung für alle, die eine ästhetische Kontinuität zwischen Innen- und Außenbereichen sowie langlebige Materialien ohne Kompromisse suchen.



MARBLE&STONE LOOK

CONCRETE&RESIN LOOK

WOOD LOOK

WALL DESIGN

OUTDOOR SPACES

SPECIAL PIECES IN&OUT

# Bellezza, sicurezza, durata. In ogni condizione.

Ultra Outdoor unisce la robustezza tecnica di un materiale industriale all'eleganza naturale delle superfici che arredano.

**Beauty, safety, durability. In every condition.** Ultra Outdoor combines the technical robustness of an industrial material with the natural elegance of surfaces designed to enhance outdoor spaces.

**Beauté, sécurité, durabilité. En toutes circonstances.** Ultra Outdoor associe la robustesse technique d'un matériau industriel à l'élégance naturelle de surfaces conçues pour aménager les espaces extérieurs.

**Schönheit, Sicherheit, Langlebigkeit. Unter allen Bedingungen.** Ultra Outdoor vereint die technische Robustheit eines industriellen Materials mit der natürlichen Eleganz von Oberflächen, die Außenbereiche gestalten.



**Antiscivolo R11:** ideale per ambienti esposti all'acqua e all'umidità.  
**R11 Anti-slip:** ideal for areas exposed to water and humidity.  
**Antidérapant R11 :** idéal pour les environnements exposés à l'eau et à l'humidité.  
**Rutschhemmung R11:** ideal für Bereiche, die Wasser und Feuchtigkeit ausgesetzt sind.




**Resistente al gelo e agli sbalzi termici:** dalle temperature più rigide al sole più intenso.  
**Frost- and thermal-shock resistant:** from extreme cold to intense sunlight.  
**Résistant au gel et aux chocs thermiques :** des températures les plus basses au soleil le plus intense.  
**Frost- und temperaturwechselbeständig:** von extremen Kältebedingungen bis zu intensiver Sonneneinstrahlung.



**Inattaccabile da agenti chimici e macchie:** perfetta per spazi pubblici e privati.  
**Resistant to chemicals and stains:** perfect for both public and private spaces.  
**Résistant aux agents chimiques et aux taches :** parfait pour les espaces publics et privés.  
**Beständig gegen Chemikalien und Flecken:** ideal für private und öffentliche Bereiche.




**Facile da pulire:** non richiede trattamenti protettivi o manutenzioni stagionali.  
**Easy to clean:** no protective treatments or seasonal maintenance required.  
**Facile à nettoyer :** ne nécessite aucun traitement de protection ni entretien saisonnier.  
**Pflegeleicht:** keine Schutzbehandlungen oder saisonale Wartung erforderlich.



**Modulare e rettificato:** per una posa precisa e armoniosa.  
**Modular and rectified:** for precise and harmonious installation.  
**Modulaire et rectifié :** pour une pose précise et harmonieuse.  
**Modular und rektifiziert:** für eine präzise und harmonische Verlegung.



**Made in Italy:** progettato, prodotto e controllato interamente in Italia.  
**Made in Italy:** entirely designed, manufactured and quality-controlled in Italy.  
**Made in Italy :** entièrement conçu, fabriqué et contrôlé en Italie.  
**Made in Italy:** vollständig in Italien entworfen, produziert und kontrolliert.



**Eco sostenibile:** riduzione costante delle emissioni e dei consumi energetici  
**Eco-sustainable:** continuous reduction of emissions and energy consumption.  
**Écoresponsable :** réduction continue des émissions et de la consommation énergétique.  
**Nachhaltig:** kontinuierliche Reduzierung von Emissionen und Energieverbrauch.



**Resistente ai carichi:** può sopportare un carico di oltre 1.000 kg per lastra.  
**Load resistant:** capable of supporting loads exceeding 1,000 kg per slab.  
**Résistant aux charges :** supporte des charges supérieures à 1.000 kg par dalle.  
**Hohe Belastbarkeit:** trägt eine Last von über 1.000 kg pro Platte.

# Spazi che dialogano con la natura.

Ultra Outdoor interpreta la materia come elemento architettonico. Le superfici, ispirate alle pietre naturali e ai cementi contemporanei, diventano parte del paesaggio: pavimentazioni, rivestimenti, scalinate, bordi piscina, camminamenti. Ogni ambiente è un progetto di equilibrio tra design e funzionalità:

- Terrazze e patii: superfici uniformi, eleganti, confortevoli al calpestio.
- Giardini e camminamenti: soluzioni su erba o ghiaia per percorsi naturali.
- Piscine e spa: pavimentazioni antiscivolo e coordinate con i bordi vasca.
- Spazi pubblici e aree urbane: superfici durevoli, resistenti e facilmente manutenibili.
- Parcheggi e vialetti.

**Spaces that connect with nature.** Ultra Outdoor interprets material as an architectural element. Surfaces inspired by natural stone and contemporary concrete become an integral part of the landscape: flooring, wall cladding, staircases, pool edges and walkways. Each setting is a balanced project of design and functionality:

- Terraces and patios: uniform, elegant surfaces with a comfortable underfoot feel.
- Gardens and walkways: solutions for installation on grass or gravel, creating natural paths.
- Pools and spas: anti-slip flooring coordinated with pool edges.
- Public spaces and urban areas: durable, resistant surfaces that are easy to maintain.
- Parking areas and driveways.

**Des espaces en dialogue avec la nature.** Ultra Outdoor interprète la matière comme un élément architectural. Inspirées de la pierre naturelle et des bétons contemporains, les surfaces deviennent partie intégrante du paysage : sols, revêtements muraux, escaliers, margelles de piscine et cheminements. Chaque environnement est un projet d'équilibre entre design et fonctionnalité :

- Terrasses et patios : surfaces homogènes, élégantes et agréables à la marche.
- Jardins et cheminements : solutions posables sur herbe ou gravier pour des parcours naturels.
- Piscines et spas : revêtements antidérapants coordonnés aux bords de bassin.
- Espaces publics et zones urbaines : surfaces durables, résistantes et faciles à entretenir.
- Parkings et allées.

**Räume im Dialog mit der Natur.** Ultra Outdoor versteht Material als architektonisches Gestaltungselement. Von Naturstein und zeitgenössischem Beton inspirierte Oberflächen werden Teil der Landschaft: Bodenbeläge, Wandverkleidungen, Treppen, Poolränder und Gehwege. Jede Umgebung ist ein ausgewogenes Zusammenspiel von Design und Funktionalität:

- Terrassen und Patios: gleichmäßige, elegante und begehkomfortable Oberflächen.
- Gärten und Wege: Lösungen für die Verlegung auf Gras oder Kies für natürliche Wegeführungen.
- Pools und Spas: rutschhemmende Bodenbeläge, abgestimmt auf die Beckenränder.
- Öffentliche Räume und urbane Bereiche: langlebige, widerstandsfähige und pflegeleichte Oberflächen.
- Parkplätze und Zufahrten.



MARBLE&STONE LOOK

CONCRETE&RESIN LOOK

WOOD LOOK

WALL DESIGN

OUTDOOR SPACES

SPECIAL PIECES IN&OUT

**ULTRA OUTDOOR**

**Gres porcellanato Rettificato**  
 Rectified Porcelain stoneware.  
 Grès cérame rectifié.  
 Feinsteinzeug  
 Geschliffen einkalibrig

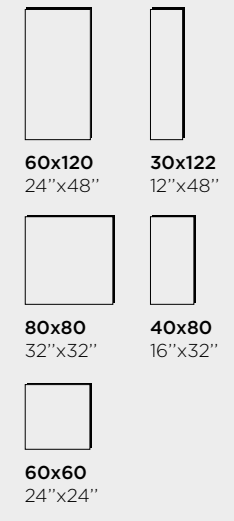
	≅ 20 mm 3/4"					≅ 30 mm 1 1/4"		
	60x120 24"x48"	30x122 12"x48"	80x80* 32"x32"	40x80* 16"x32"	60x60 24"x24"	80x80 32"x32"	40x80 16"x32"	60x60 24"x24"
ULTRA ARGOS BEIGE								
ULTRA ARGOS GREY								
ULTRA ARGOS WHITE								
ULTRA ASPEN ANTRACITE	•		•	•	•			•
ULTRA ASPEN BEIGE	•							
ULTRA ASPEN BIANCO								
ULTRA ASPEN FUMÉ								
ULTRA ASPEN GRIGIO	•		•	•	•			•
ULTRA BARGE								
ULTRA BASIC GREY								•
ULTRA CONTEMPORARY BROWN								
ULTRA CONTEMPORARY LIGHT GREY	•		•		•			•
ULTRA CONTERO STONE GREIGE	•							
ULTRA CONTERO STONE IVORY	•							
ULTRA CONTERO STONE OFF-WHITE	•							
ULTRA CULT GREY								
ULTRA DOWNTOWN WOOD WARM		•						
ULTRA ERMETICA BIANCO								
ULTRA ERMETICA GRIGIO								
ULTRA ERMETICA LAVAGNA								
ULTRA ESSENZE CANNELLA		•		•	•			
ULTRA ESSENZE GELSOMINO				•	•			
ULTRA ESSENZE SANDALO				•	•			
ULTRA ESSENZE VANIGLIA				•	•			
ULTRA EVOQ AVORIO								
ULTRA EVOQ NERO								
ULTRA EVOQ NIGHT								
ULTRA GARE GRAPHITE								•
ULTRA GARE SAND								•
ULTRA GEOSTONE IVORY			•		•	•		•
ULTRA GEOSTONE TAUPE			•		•	•		•
ULTRA IKON AMBER		•					•	
ULTRA LANDSCAPE DAY								
ULTRA LANDSCAPE NIGHT								
ULTRA MANSION MID								
ULTRA MANSION WARM								
ULTRA MASK GRAPHITE								•
ULTRA MASK IVORY								•
ULTRA MASK SILVER								•
ULTRA MASK TOBACCO								•
ULTRA MUSTANG								•
ULTRA NEW STONE DAINO								
ULTRA NEW STONE LEPRE	•							
ULTRA NEW STONE VISONE	•							
ULTRA PIETRA DI BAVIERA								
ULTRA PIETRA DI VALS DARK								
ULTRA PIETRA DI VALS LIGHT	•							
ULTRA QUEENSTONE ACCIAIO	•							
ULTRA QUEENSTONE AVORIO	•							
ULTRA RIGATONE FRAME MID	•							
ULTRA SCOUT BEIGE			•		•			•
ULTRA SCOUT BLACK								
ULTRA SCOUT FOG			•		•			
ULTRA SCOUT SMOKE								•
ULTRA SCOUT WHITE								
ULTRA SELCIATO								
ULTRA SENSI MEDIUM								•
ULTRA SERICA BONE	•				•		•	•
ULTRA SERICA IVORY	•				•		•	•
ULTRA SERICA CINDER	•				•		•	•
ULTRA SHELLSTONE BEIGE								
ULTRA SHELLSTONE BIANCO								
ULTRA SHELLSTONE GRIGIO								
ULTRA SHELLSTONE TAUPE	•							
ULTRA SLATE GREY								
ULTRA SOLID WHITE								•
ULTRA SOLID LIGHT GREY								
ULTRA SOLID BLACK								•
ULTRA SOLID BEIGE								•
ULTRA SOLID GREY						•	•	•
ULTRA TIME STONE CENERE	•				•	•	•	•
ULTRA TIME STONE GHIACCIO								
ULTRA TIME STONE GRAFITE	•				•			•
ULTRA TIME STONE SABBIA	•				•			•
ULTRA TREVISTONE GOLD								
ULTRA TREVISTONE IVORY							•	•
ULTRA WOOD								

ASPEN BIANCO	TREVISTONE IVORY	NEW STONE DAINO	SHELLSTONE BEIGE	ERMETICA BIANCO	QUEEN STONE AVORIO	SOLID BEIGE
ARGOS BEIGE	BARGE	SERICA CINDER	GARE SAND	NEW STONE LEPRE	MASK IVORY	SHELLSTONE TAUPE
EVOQ AVORIO	LANDSCAPE DAY	MANSION WARM	NEW STONE VISONE	GEOSTONE TAUPE	MASK TOBACCO	CONTEMPORARY BROWN
SERICA IVORY	CONTERO STONE IVORY	TIME STONE SABBIA	SCOUT BEIGE	SLATE GREY	PIETRA DI BAVIERA	GEOSTONE IVORY
TREVISTONE GOLD	ASPEN BEIGE	IKON AMBER	RIGATONE FRAME MID	ESSENZE VANIGLIA	ESSENZE CANNELLA	ESSENZE SANDALO
DOWNTOWN WOOD WARM	WOOD	SELCIATO	EVOQ NERO	EVOQ NIGHT	SENSI MEDIUM	MASK GRAPHITE
SCOUT SMOKE	SCOUT BLACK	ASPEN ANTRACITE	GARE GRAPHITE	SOLID BLACK	MUSTANG	TIME STONE GRAFITE
PIETRA DI VALS DARK	ERMETICA LAVAGNA	LANDSCAPE NIGHT	SOLID GREY	BASIC GREY	ASPEN FUMÉ	PIETRA DI VALS LIGHT
TIME STONE CENERE	MASK SILVER	QUEEN STONE ACCIAIO	ERMETICA GRIGIO	SCOUT FOG	SHELLSTONE GRIGIO	ARGOS GREY
MANSION MID	SOLID LIGHT GREY	CONTEMPORARY LIGHT GREY	ASPEN GRIGIO	CONTERO STONE GREIGE	SHELLSTONE BIANCO	SCOUT WHITE
CULT GREY	SOLID WHITE	TIME STONE GHIACCIO	CONTERO STONE OFF-WHITE	ARGOS WHITE	SERICA BONE	ESSENZE GELSOMINO

**77**  
ultra colors

54 Stone look  
 15 Concrete look  
 8 Wood look

**5**  
sizes



**12**  
surface structures

**2**  
thick-ness

≅ 20 mm 3/4"  
 ≅ 30 mm 1 1/4"

ULTRA OUTDOOR

# stone look

Collezioni Collections

- 227 Ultra Argos
- 221 Ultra Aspen
- 231 Ultra Barge
- 226 Ultra Contero Stone
- 226 Ultra Ermetica
- 228 Ultra Geostone
- 229 Ultra Landscape
- 230 Ultra Mansion
- 224 Ultra Mask
- 231 Ultra Mustang
- 227 Ultra New Stone
- 231 Ultra Pietra Baviera
- 230 Ultra Pietra di Vals
- 229 Ultra Queen Stone
- 220 Ultra Scout
- 231 Ultra Selciato
- 225 Ultra Serica
- 224 Ultra Shellstone
- 231 Ultra Slate
- 223 Ultra Time Stone
- 228 Ultra Trevistone

Formati Sizes

	≅ 2 cm 3/4"				≅ 3 cm 1/4"			
	60x120 24"x48"	80x80* 32"x32"	40x80* 16"x32"	60x60 24"x24"	80x80 32"x32"	40x80 16"x32"	60x60 24"x24"	
ULTRA ARGOS BEIGE								
ULTRA ARGOS GREY								
ULTRA ARGOS WHITE								
ULTRA ASPEN ANTRACITE	•	•	•	•			•	
ULTRA ASPEN BEIGE	•							
ULTRA ASPEN BIANCO								
ULTRA ASPEN FUMÉ								
ULTRA ASPEN GRIGIO	•	•	•				•	
ULTRA BARGE								
ULTRA CONTERO STONE GREIGE	•						•	
ULTRA CONTERO STONE IVORY	•						•	
ULTRA CONTERO STONE OFF-WHITE	•						•	
ULTRA ERMETICA BIANCO							•	
ULTRA ERMETICA GRIGIO							•	
ULTRA ERMETICA LAVAGNA							•	
ULTRA GEOSTONE IVORY		•			•		•	
ULTRA GEOSTONE TAUPE		•			•		•	
ULTRA LANDSCAPE DAY								
ULTRA LANDSCAPE NIGHT								
ULTRA MANSION MID								
ULTRA MANSION WARM								
ULTRA MASK GRAPHITE							•	
ULTRA MASK IVORY							•	
ULTRA MASK SILVER							•	
ULTRA MASK TOBACCO							•	
ULTRA MUSTANG							•	
ULTRA NEW STONE DAINO								
ULTRA NEW STONE LEPRE	•							
ULTRA NEW STONE VISONE	•							
ULTRA PIETRA DI BAVIERA								
ULTRA PIETRA DI VALS DARK								
ULTRA PIETRA DI VALS LIGHT	•							
ULTRA QUEENSTONE ACCIAIO	•							
ULTRA QUEENSTONE AVORIO	•							
ULTRA SCOUT BEIGE	•	•			•		•	
ULTRA SCOUT BLACK								
ULTRA SCOUT FOG		•						
ULTRA SCOUT SMOKE							•	
ULTRA SCOUT WHITE								
ULTRA SELCIATO								
ULTRA SERICA BONE	•					•	•	
ULTRA SERICA IVORY	•				•	•	•	
ULTRA SERICA CINDER	•				•	•	•	
ULTRA SHELLSTONE BEIGE	•				•	•	•	
ULTRA SHELLSTONE BIANCO	•				•	•	•	
ULTRA SHELLSTONE GRIGIO	•				•	•	•	
ULTRA SHELLSTONE TAUPE	•				•	•	•	
ULTRA SLATE GREY							•	
ULTRA TIME STONE CENERE	•				•		•	
ULTRA TIME STONE GHIACCIO	•				•		•	
ULTRA TIME STONE GRAFFITE	•				•		•	
ULTRA TIME STONE SABBIA	•				•		•	
ULTRA TREVISTONE GOLD	•				•		•	
ULTRA TREVISTONE IVORY	•				•		•	

\* Fino ad esaurimento scorte verrà fornito il formato 40,5x81 e 81x81.  
Subject to stock availability, sizes 40,5x81 and 81x81 will be supplied.

Scan to view product shade variation.



ULTRA SELCIATO 60X60



SHELLSTONE BEIGE & TAUPE 60X60



NEW STONE VISONE 60X120



PIETRA DI BAVIERA 60X60



GEOSTONE TAUPE 60X60



PIETRA DI VALS LIGHT 60X60

MARBLE&STONE LOOK  
CONCRETE&RESIN LOOK

WOOD LOOK

WALL DESIGN

OUTDOOR SPACES

SPECIAL PIECES IN&OUT

STONE LOOK

Ultra **Scout**



Ultra Scout **FOG** V2

<b>304366</b>	<b>80x80 cm</b>	<b>32"x32"</b>	<b>± 20mm</b>	<b>13</b>	<b>196</b>
<b>303571</b>	<b>60x60 cm</b>	<b>24"x24"</b>	<b>± 20mm</b>	<b>12</b>	<b>165</b>



Ultra Scout **SMOKE** V2

<b>303570</b>	<b>60x60 cm</b>	<b>24"x24"</b>	<b>± 20mm</b>	<b>18</b>	<b>165</b>
<b>303631</b>	<b>60x60 cm</b>	<b>24"x24"</b>	<b>± 30mm</b>	<b>18</b>	<b>202</b>



Ultra Scout **BLACK** V2

<b>303572</b>	<b>60x60 cm</b>	<b>24"x24"</b>	<b>± 20mm</b>	<b>6</b>	<b>165</b>
---------------	-----------------	----------------	---------------	----------	------------



Ultra Scout **WHITE** V2

<b>303623</b>	<b>60x60 cm</b>	<b>24"x24"</b>	<b>± 20mm</b>	<b>18</b>	<b>165</b>
---------------	-----------------	----------------	---------------	-----------	------------



Ultra Scout **BEIGE** V2

<b>303803</b>	<b>60x120 cm</b>	<b>24"x48"</b>	<b>± 20mm</b>	<b>10</b>	<b>197</b>
<b>304329</b>	<b>80x80 cm</b>	<b>32"x32"</b>	<b>± 20mm</b>	<b>9</b>	<b>196</b>
<b>303569</b>	<b>60x60 cm</b>	<b>24"x24"</b>	<b>± 20mm</b>	<b>18</b>	<b>165</b>
<b>304476</b>	<b>80x80 cm</b>	<b>32"x32"</b>	<b>± 30mm</b>	<b>9</b>	<b>205</b>
<b>303632</b>	<b>60x60 cm</b>	<b>24"x24"</b>	<b>± 30mm</b>	<b>18</b>	<b>202</b>

STONE LOOK

Ultra **Aspen**



Ultra Aspen **GRIGIO** V3

<b>R04547</b>	<b>60x120 cm</b>	<b>24"x48"</b>	<b>± 20mm</b>	<b>5</b>	<b>197</b>
<b>005838</b>	<b>80x80 cm</b>	<b>32"x32"</b>	<b>± 20mm</b>	<b>6</b>	<b>196</b>
<b>005841</b>	<b>40x80 cm</b>	<b>16"x32"</b>	<b>± 20mm</b>	<b>12</b>	<b>196</b>
<b>R04154</b>	<b>60x60 cm</b>	<b>24"x24"</b>	<b>± 20mm</b>	<b>5</b>	<b>165</b>
<b>R04195</b>	<b>60x60 cm</b>	<b>24"x24"</b>	<b>± 30mm</b>	<b>5</b>	<b>202</b>



Ultra Aspen **FUMÈ** V3

<b>R04152</b>	<b>60x60 cm</b>	<b>24"x24"</b>	<b>± 20mm</b>	<b>6</b>	<b>165</b>
---------------	-----------------	----------------	---------------	----------	------------



Ultra Aspen **ANTHRACITE** V3

<b>R04548</b>	<b>60x120 cm</b>	<b>24"x48"</b>	<b>± 20mm</b>	<b>5</b>	<b>197</b>
<b>005837</b>	<b>80x80 cm</b>	<b>32"x32"</b>	<b>± 20mm</b>	<b>6</b>	<b>196</b>
<b>005842</b>	<b>40x80 cm</b>	<b>16"x32"</b>	<b>± 20mm</b>	<b>12</b>	<b>196</b>
<b>R04153</b>	<b>60x60 cm</b>	<b>24"x24"</b>	<b>± 20mm</b>	<b>5</b>	<b>165</b>
<b>R04194</b>	<b>60x60 cm</b>	<b>24"x24"</b>	<b>± 30mm</b>	<b>5</b>	<b>202</b>



Ultra Aspen **BIANCO** V3

<b>R04151</b>	<b>60x60 cm</b>	<b>24"x24"</b>	<b>± 20mm</b>	<b>6</b>	<b>165</b>
---------------	-----------------	----------------	---------------	----------	------------



Ultra Aspen **BEIGE** V3

<b>R05616</b>	<b>60x120 cm</b>	<b>24"x48"</b>	<b>± 20mm</b>	<b>12</b>	<b>197</b>
<b>R05055</b>	<b>60x60 cm</b>	<b>24"x24"</b>	<b>± 20mm</b>	<b>6</b>	<b>165</b>

Certificazione disponibile per i seguenti articoli:  
**Collezione ASPEN 60x60 ± 20 mm in tutti i colori**  
 Certification available for the following items:  
 ASPEN Collection 60x60 cm 24"x24" ± 20 mm in all colors



**Aspen notes**  
 Sono disponibili i formati da interno.  
 Is available the indoor sizes.



STONE LOOK

Ultra **Mask**



Ultra Mask  
**IVORY**  
304027 60x60 cm 24"x24"  $\approx$  20mm 24 165  
304083 60x60 cm 24"x24"  $\approx$  30mm 24 202

Ultra Mask  
**TOBACCO**  
304024 60x60 cm 24"x24"  $\approx$  20mm 24 165  
304080 60x60 cm 24"x24"  $\approx$  30mm 24 202



Ultra Mask  
**SILVER**  
304025 60x60 cm 24"x24"  $\approx$  20mm 24 165  
304081 60x60 cm 24"x24"  $\approx$  30mm 24 202

Ultra Mask  
**GRAPHITE**  
304026 60x60 cm 24"x24"  $\approx$  20mm 24 165  
304082 60x60 cm 24"x24"  $\approx$  30mm 24 202

STONE LOOK

Ultra **Time Stone**



Ultra Time Stone  
**SABBIA**  
TMS014 60x120 cm 24"x48"  $\approx$  20mm 12 197  
TMS004 60x60 cm 24"x24"  $\approx$  20mm 24 165  
TMS604 80x80 cm 32"x32"  $\approx$  30mm 10 205  
TMS050 60x60 cm 24"x24"  $\approx$  30mm 24 202

Ultra Time Stone  
**CENERE**  
TMS012 60x120 cm 24"x48"  $\approx$  20mm 12 197  
TMS002 60x60 cm 24"x24"  $\approx$  20mm 24 165  
TMS602 80x80 cm 32"x32"  $\approx$  30mm 10 205  
TMS051 60x60 cm 24"x24"  $\approx$  30mm 24 202



Ultra Time Stone  
**GHIACCIO**  
TMS001 60x60 cm 24"x24"  $\approx$  20mm 24 165  
TMS511 60x60 cm 24"x24"  $\approx$  30mm 24 202

Ultra Time Stone  
**GRAFITE**  
TMS013 60x120 cm 24"x48"  $\approx$  20mm 12 197  
TMS003 60x60 cm 24"x24"  $\approx$  20mm 24 165  
TMS603 80x80 cm 32"x32"  $\approx$  30mm 10 205  
TMS513 60x60 cm 24"x24"  $\approx$  30mm 24 202

Certificazione disponibile per i seguenti articoli:  
Collezione **TIME STONE 60x60  $\approx$  20 mm in tutti i colori**  
Certification available for the following items:  
TIME STONE Collection 60x60 cm 24"x24"  $\approx$  20 mm  
in all colors



STONE LOOK

Ultra Shellstone



**Shellstone notes**  
Sono disponibili i formati da interno.  
Is available the indoor sizes.



Ultra Shellstone **BIANCO** **V3**

005617	60x120 cm	24"x48"	≅ 20mm	8	197
005577	60x60 cm	24"x24"	≅ 20mm	16	165
005670	40x80 cm	16"x32"	≅ 30mm	10	203

Ultra Shellstone **GRIGIO** **V3**

005615	60x60 cm	24"x24"	≅ 20mm	16	165
005672	40x80 cm	16"x32"	≅ 30mm	10	203



Ultra Shellstone **BEIGE** **V3**

006104	60x120 cm	24"x48"	≅ 20mm	8	197
005578	60x60 cm	24"x24"	≅ 20mm	16	165
005671	40x80 cm	16"x32"	≅ 30mm	10	203

Ultra Shellstone **TAUPE** **V3**

005618	60x120 cm	24"x48"	≅ 20mm	8	197
005614	60x60 cm	24"x24"	≅ 20mm	16	165

STONE LOOK

Ultra Serica




Ultra Serica **BONE** **V3**

304302	60x120 cm	24"x48"	≅ 20mm	6	197
304299	60x60 cm	24"x24"	≅ 20mm	12	165
304308	40x80 cm	16"x32"	≅ 30mm	6	203
304305	60x60 cm	24"x24"	≅ 30mm	12	202

Ultra Serica **CINDER** **V3**

304304	60x120 cm	24"x48"	≅ 20mm	6	197
304301	60x60 cm	24"x24"	≅ 20mm	12	165
304325	80x80 cm	32"x32"	≅ 30mm	8	205
304310	40x80 cm	16"x32"	≅ 30mm	6	203
304307	60x60 cm	24"x24"	≅ 30mm	12	202



Ultra Serica **IVORY** **V3**

304303	60x120 cm	24"x48"	≅ 20mm	6	197
304300	60x60 cm	24"x24"	≅ 20mm	12	165
304326	80x80 cm	32"x32"	≅ 30mm	8	205
304309	40x80 cm	16"x32"	≅ 30mm	6	203
304306	60x60 cm	24"x24"	≅ 30mm	12	202

STONE LOOK

Ultra **Contero Stone**



Ultra Contero Stone <b>OFF-WHITE</b>	<b>V3</b>	Ultra Contero Stone <b>GREIGE</b>	<b>V3</b>	Ultra Contero Stone <b>IVORY</b>	<b>V3</b>
<b>005901</b> 60x120 cm 24"x48" ± 20mm 12 197		<b>005902</b> 60x120 cm 24"x48" ± 20mm 12 197		<b>005903</b> 60x120 cm 24"x48" ± 20mm 12 197	
<b>005898</b> 60x60 cm 24"x24" ± 20mm 24 165		<b>005899</b> 60x60 cm 24"x24" ± 20mm 24 165		<b>005900</b> 60x60 cm 24"x24" ± 20mm 24 165	
<b>005910</b> 40x80 cm 16"x32" ± 30mm 18 203		<b>005911</b> 40x80 cm 16"x32" ± 30mm 18 203		<b>005912</b> 40x80 cm 16"x32" ± 30mm 18 203	

STONE LOOK

Ultra **New Stone**



Ultra New Stone <b>DAINO</b>	<b>V3</b>	Ultra New Stone <b>VISONE</b>	<b>V3</b>	Ultra New Stone <b>LEPRE</b>	<b>V3</b>
<b>NWS321</b> 60x60 cm 24"x24" ± 20mm 22 165		<b>NWS232</b> 60x120 cm 24"x48" ± 20mm 11 197		<b>NWS233</b> 60x120 cm 24"x48" ± 20mm 11 197	
		<b>NWS322</b> 60x60 cm 24"x24" ± 20mm 22 165		<b>NWS323</b> 60x60 cm 24"x24" ± 20mm 22 165	

Ultra **Ermetica**



Ultra Ermetica <b>BIANCO</b>	<b>V3</b>	Ultra Ermetica <b>GRIGIO</b>	<b>V3</b>	Ultra Ermetica <b>LAVAGNA</b>	<b>V3</b>
<b>005426</b> 60x60 cm 24"x24" ± 20mm 24 165		<b>005427</b> 60x60 cm 24"x24" ± 20mm 24 165		<b>005428</b> 60x60 cm 24"x24" ± 20mm 24 165	
<b>005667</b> 40x80 cm 16"x32" ± 30mm 14 203		<b>005668</b> 40x80 cm 16"x32" ± 30mm 14 203		<b>005669</b> 40x80 cm 16"x32" ± 30mm 14 203	

**Contero Stone notes**  
Sono disponibili i formati da interno.  
Is available the indoor sizes.



**Ermetica notes**  
Sono disponibili i formati da interno.  
Is available the indoor sizes.




Ultra **Argos**



Ultra Argos <b>WHITE</b>	<b>V3</b>	Ultra Argos <b>GREY</b>	<b>V3</b>	Ultra Argos <b>BEIGE</b>	<b>V3</b>
<b>304207</b> 60x60 cm 24"x24" ± 20mm 24 165		<b>304209</b> 60x60 cm 24"x24" ± 20mm 24 165		<b>304208</b> 60x60 cm 24"x24" ± 20mm 24 165	

STONE LOOK

Ultra **Geostone**



Ultra Geostone  
**IVORY**

304437	80x80 cm	32"x32"	≅ 20mm	8	196
304435	60x60 cm	24"x24"	≅ 20mm	24	165
304439	80x80 cm	32"x32"	≅ 30mm	8	205
304438	60x60 cm	24"x24"	≅ 30mm	24	202

Ultra Geostone  
**TAUPE**

304443	80x80 cm	32"x32"	≅ 20mm	8	197
304441	60x60 cm	24"x24"	≅ 20mm	24	165
304445	80x80 cm	32"x32"	≅ 30mm	8	205
304444	60x60 cm	24"x24"	≅ 30mm	24	202

Ultra **Trevistone**



Ultra Trevistone  
**IVORY**

304412	60x120 cm	24"x48"	≅ 20mm	7	197
304411	60x60 cm	24"x24"	≅ 20mm	14	165
304415	40x80 cm	16"x32"	≅ 30mm	14	203
304414	60x60 cm	24"x24"	≅ 30mm	14	202

Ultra Trevistone  
**GOLD**

005867	60x120 cm	24"x48"	≅ 20mm	7	197
005866	60x60 cm	24"x24"	≅ 20mm	14	165
005897	60x60 cm	24"x24"	≅ 30mm	14	202

STONE LOOK

Ultra **Queen Stone**



Ultra Queen Stone  
**AVORIO**

GST071	60x120 cm	24"x48"	≅ 20mm	9	197
--------	-----------	---------	--------	---	-----

Ultra Queen Stone  
**ACCIAIO**

GST070	60x120 cm	24"x48"	≅ 20mm	9	197
--------	-----------	---------	--------	---	-----

Ultra **Landscape**



Ultra Landscape  
**DAY**


303626	60x60 cm	24"x24"	≅ 20mm	18	165
--------	----------	---------	--------	----	-----

Ultra Landscape  
**NIGHT**

303625	60x60 cm	24"x24"	≅ 20mm	19	165
--------	----------	---------	--------	----	-----

STONE LOOK

Ultra **Mansion**



Ultra Mansion  
**WARM**



Ultra Mansion  
**MID**



303794 60x60 cm 24"x24" ± 20mm 24 165

303763 60x60 cm 24"x24" ± 20mm 24 165

STONE LOOK

Ultra **Slate**



Ultra Slate  
**GREY**



Ultra **Baviera**



Ultra Pietra di  
**BAVIERA**



303620 60x60 cm 24"x24" ± 20mm 14 165  
303864 60x60 cm 24"x24" ± 30mm 14 202

303657 60x60 cm 24"x24" ± 20mm 20 165

Ultra **Pietra di Vals**



Ultra Pietra Di Vals  
**LIGHT**




Ultra Pietra Di Vals  
**DARK**



304225 60x120 cm 24"x48" ± 20mm 7 197  
303627 60x60 cm 24"x24" ± 20mm 14 165

303628 60x60 cm 24"x24" ± 20mm 14 165

Ultra **Mustang**



Ultra  
**MUSTANG**



Ultra **Selciato**



Ultra  
**SELCIATO**



Ultra **Barge**



Ultra  
**BARGE**



303619 60x60 cm 24"x24" ± 20mm 23 165  
303636 60x60 cm 24"x24" ± 30mm 16 202

303768 60x60 cm 24"x24" ± 20mm 6 165

303621 60x60 cm 24"x24" ± 20mm 28 165



ULTRA OUTDOOR

WALL DESIGN

OUTDOOR SPACES

SPECIAL PIECES IN&OUT

WOOD LOOK

CONCRETE&RESIN LOOK

MARBLE&STONE LOOK

# concrete look

Collezioni Collections

- 236 Ultra Basic
- 236 Ultra Contemporary
- 236 Ultra Cult
- 235 Ultra Evoq
- 235 Ultra Gare
- 236 Ultra Sensi
- 234 Ultra Solid

Formati Sizes

	≈ 2 cm 3/4"			≈ 3 cm 1 1/4"		
	60x120 24"x48"	80x80* 32"x32"	60x60 24"x24"	80x80 32"x32"	40x80 16"x32"	60x60 24"x24"
ULTRA BASIC GREY			•			•
ULTRA CONTEMPORARY BROWN			•			•
ULTRA CONTEMPORARY LIGHT GREY	•	•	•			•
ULTRA CULT GREY			•			
ULTRA EVOQ AVORIO			•			
ULTRA EVOQ NERO			•			
ULTRA EVOQ NIGHT			•			
ULTRA GARE GRAPHITE			•			•
ULTRA GARE SAND			•			•
ULTRA SENSI MEDIUM			•			•
ULTRA SOLID WHITE			•			
ULTRA SOLID LIGHT GREY			•			
ULTRA SOLID BLACK			•			•
ULTRA SOLID BEIGE			•			•
ULTRA SOLID GREY			•	•	•	•




\* Fino ad esaurimento scorte verrà fornito il formato 81x81.  
Subject to stock availability, size 81x81 will be supplied.

Scan to view product shade variation.



CONCRETE LOOK


Ultra **Solid**



Ultra Solid  
**LIGHT GREY** 

**303993** 60x60 cm 24"x24" ± 20mm 24 165





Ultra Solid  
**GREY** 

**304084** 60x60 cm 24"x24" ± 30mm 24 202

**304327** 80x80 cm 32"x32" ± 30mm 12 205

**304227** 40x80 cm 16"x32" ± 30mm 9 203



Ultra Solid  
**BLACK** 


**303994** 60x60 cm 24"x24" ± 20mm 24 165

**304076** 60x60 cm 24"x24" ± 30mm 24 202


CONCRETE LOOK


Ultra **Evoq**




Ultra Evoq  
**NERO** 


**005435** 60x60 cm 24"x24" ± 20mm 8 165




Ultra Evoq  
**NIGHT** 


**005436** 60x60 cm 24"x24" ± 20mm 8 165



Ultra Evoq  
**AVORIO** 


**005434** 60x60 cm 24"x24" ± 20mm 8 165



Ultra Solid  
**WHITE** 

**303992** 60x60 cm 24"x24" ± 20mm 24 165



Ultra Solid  
**BEIGE** 

**303991** 60x60 cm 24"x24" ± 20mm 24 165

**304077** 60x60 cm 24"x24" ± 30mm 24 202

**304328** 80x80 cm 32"x32" ± 30mm 12 205


**304228** 40x80 cm 16"x32" ± 30mm 9 203

Certificazione disponibile per i seguenti articoli:  
Collezione SOLID 60x60 ± 20 mm nei seguenti colori:  
**White, Black, Light Grey**  
Certification available for the following items:  
SOLID Collection 60x60 cm 24"x24" ± 20mm in the  
following colors: White, Black, Light Grey



Ultra **Gare du Nord**




Ultra Gare  
**SAND** 

**303607** 60x60 cm 24"x24" ± 20mm 18 165

**303609** 60x60 cm 24"x24" ± 30mm 18 202



Ultra Gare  
**GRAPHITE** 

**303606** 60x60 cm 24"x24" ± 20mm 16 165

**303608** 60x60 cm 24"x24" ± 30mm 16 202

Certificazione disponibile per i seguenti articoli:  
Collezione GARE DU NORD 60x60 ± 20 mm in  
**tutti i colori**  
Certification available for the following items:  
GARE DU NORD Collection 60x60 cm 24"x24" ± 20 mm  
in all colors



**Evoq notes**  
Sono disponibili i formati da interno.  
Is available the indoor sizes.



MARBLE&STONE LOOK  
CONCRETE&RESIN LOOK  
WOOD LOOK  
WALL DESIGN  
OUTDOOR SPACES  
SPECIAL PIECES IN&OUT

ULTRA OUTDOOR

CONCRETE LOOK

Ultra Contemporary



**Contemporary notes**  
Sono disponibili i formati da interno.  
Is available the indoor sizes.



P. 104

Ultra Contemporary **V4**

**LIGHT GREY**

R04549	60x120 cm 24"x48"	≅ 20mm	12	197
005885	80x80 cm 32"x32"	≅ 20mm	27	196
R04133	60x60 cm 24"x24"	≅ 20mm	31	165
R04135	60x60 cm 24"x24"	≅ 30mm	31	202

Ultra Contemporary **V4**

**BROWN**

R04134	60x60 cm 24"x24"	≅ 20mm	26	165
--------	------------------	--------	----	-----

Ultra Basic

Ultra Cult

Ultra Sensi



Ultra Basic **V2**

**GREY**

303568	60x60 cm 24"x24"	≅ 20mm	36	165
303635	60x60 cm 24"x24"	≅ 30mm	19	202

Ultra Cult **V4**

**GREY**

303624	60x60 cm 24"x24"	≅ 20mm	30	165
--------	------------------	--------	----	-----

Ultra Sensi **V2**

**MEDIUM**

303935	60x60 cm 24"x24"	≅ 30mm	7	202
--------	------------------	--------	---	-----

**Cult notes**  
Sono disponibili i formati da interno.  
Is available the indoor sizes.



P. 108



ULTRA CULT GREY 60X60

ULTRA OUTDOOR

MARBLE&STONE LOOK

CONCRETE&RESIN LOOK

WOOD LOOK

WALL DESIGN

OUTDOOR SPACES


SPECIAL PIECES IN&OUT

# wood look

Collezioni Collections

- 241 Ultra Downtown Wood
- 240 Ultra EsSENze
- 241 Ultra Ikon
- 241 Ultra Rigat-One Frame
- 241 Ultra Wood

	≅ 2 cm 3/4"				≅ 3 cm 1/4"
	60x120 24"x48"	30x122 12"x48"	40x80* 16"x32"	60x60 24"x24"	40x80 16"x32"
ULTRA DOWNTOWN WOOD WARM					•
ULTRA ESSENZE CANNELLA		•	•		
ULTRA ESSENZE GELSOMINO			•		
ULTRA ESSENZE SANDALO			•		
ULTRA ESSENZE VANIGLIA			•		
ULTRA IKON AMBER		•			•
ULTRA RIGATONE FRAME MID	•				
ULTRA WOOD				•	



MARBLE&STONE LOOK  
CONCRETE&RESIN LOOK

WOOD LOOK

WALL DESIGN

OUTDOOR SPACES

SPECIAL PIECES IN&OUT

Scan to view product shade variation.



\* Fino ad esaurimento scorte verrà fornito il formato 40,5x81. Subject to stock availability, size 40.5x81 will be supplied.

WOOD LOOK

Ultra **Esenze**



Ultra Esenze  
**GELSOMINO**  
304374 40x80 cm 16"x32" ≈ 20mm 32 196



Ultra Esenze  
**VANIGLIA**  
304330 40x80 cm 16"x32" ≈ 20mm 32 196



Ultra Esenze  
**CANNELLA**  
303805 30x122 cm 12"x48" ≈ 20mm 10 198  
304361 40x80 cm 16"x32" ≈ 20mm 32 196



Ultra Esenze  
**SANDALO**  
304362 40x80 cm 16"x32" ≈ 20mm 48 196

WOOD LOOK

Ultra **Wood**



Ultra  
**WOOD**  
303622 60x60 cm 24"x24" ≈ 20mm 20 165

Ultra **Ikon**



Ultra Ikon  
**AMBER**  
303807 30x122 cm 12"x48" ≈ 20mm 10 198  
304477 40x80 cm 16"x32" ≈ 30mm 12 203

Ultra **Downtown W.** Ultra **Frame**



Ultra Downtown Wood  
**WARM**  
005624 30x122 cm 12"x48" ≈ 20mm 16 198  
005673 40x80 cm 16"x32" ≈ 30mm 8 203



Ultra Rigat-One  
**FRAME MID**  
005628 60x120 cm 24"x48" ≈ 20mm 6 197

**Downtown W. notes**  
Sono disponibili i formati da interno.  
Is available the indoor sizes.



P. 132

**Frame notes**  
Sono disponibili i formati da interno.  
Is available the indoor sizes.















P. 138

## TECHNICAL FEATURES

Gres porcellanato • Porcelain stoneware • Grès cérame • Feinsteinzeug

### UNI EN 14411 Bla Allegato G (ISO 13006)

Caratteristica tecnica Technical feature Caractéristique technique Technische Eigenschaft	Norma Norm Norme Norm	Valore richiesto dalle norme Required standards Valeur prescrite par les normes Normvorgabe	ULTRA OUTDOOR	
  <b>Lunghezza e larghezza</b> / Length and width Longuer et largeur / Länge und breite <b>Spessore</b> / Thickness Epaisseur / Stärke <b>Rettilineità spigoli</b> / Straightness of sides Rectitude des arêtes / Kantengeradheit <b>Ortogonalità</b> / Rectangularity Orthogonalité / Rechtwinkligkeit <b>Planarità</b> / Surface flatness Planeité de surface / Ebenflächigkeit	UNI EN ISO 10545-2	<b>N ≥ 15 cm</b> % (mm)	<b>Conforme</b> Corresponding Conforme Entsprechend	
		± 0,6 Non Rect. ± 0,3 Rect		± 2,0 Non Rect. ± 1,0 Rect
		± 5		± 0,5
		± 0,5 Non Rect. ± 0,3 Rect		± 1,5 Non Rect. ± 0,8 Rect
		± 0,5 Non Rect. ± 0,3 Rect		± 2,0 Non Rect. ± 1,5 Rect
± 0,5 Non Rect. ± 0,4 Rect	± 2,0 Non Rect. ± 1,8 Rect			
 <b>Qualità della superficie</b> Surface quality Qualités de la surface Oberflächenqualität	UNI EN ISO 10545-2	<b>Il 95 % min. delle piastrelle di prova deve essere esente da difetti visibili</b> Minimum 95% of the tested tiles must be free from visible defects 95% min. des carreaux de test ne doit pas contenir de défauts visibles Min. 95% der geprüften Fliesen dürfen keine sichtbaren Mängel aufweisen	<b>Conforme</b> Corresponding Conforme Entsprechend	
 <b>Assorbimento d'acqua</b> Water absorption Absorption d'eau Wasseraufnahme	UNI EN ISO 10545-3	≤ 0,5% Individual max 0,6%	≤ 0,5%	
 <b>Sforzo di rottura</b> / Breaking strength Effort de rupture / Bruchkraft (≥ 7,5 mm thickness)	UNI EN ISO 10545-4	S ≥ 1300 N	S ≥ 1300 N	
<b>Resistenza alla flessione</b> / Modulus of Rupture Résistance à la flexion / Biegefestigkeit		R ≥ 35 N/mm <sup>2</sup>	R ≥ 35 N/mm <sup>2</sup>	
 <b>Resistenza al gelo</b> Resistance to frost Resistance aux gel Frostbeständigkeit	UNI EN ISO 10545-12	Richiesto Required	<b>Non gelivo</b> Frost-proof Non gélifs Frostsicher	
 <b>Resistenza ai prodotti chimici</b> Resistance to chemical products Résistance aux produits chimiques Widerstand gegen Chemikalien	UNI EN ISO 10545-13	<b>Resistenza a basse concentrazioni di acidi e alcali</b> Resistance to low concentrations of acids and alkalis Secondo la classificazione indicata dal fabbricante Manufacturer is to state classification	LA	
		<b>Resistenza ad alte concentrazioni di acidi e alcali</b> Resistance to high concentrations of acids and alkalis <b>Metodo di prova disponibile</b> Test method available <b>Resistenza ai prodotti chimici di uso domestico ed agli additivi per piscina</b> Resistance to household chemicals and swimming pool salt Classe minima B Minimum class B	HA	
			A	
 <b>Resistenza all'abrasione (metodo PEI)</b> Abrasion resistance (PEI test) Résistance à l'abrasion (méthode PEI) Widerstand gegen Abrieb (nach PEI)	UNI EN ISO 10545-7	<b>Segnala la classe di abrasione e i cicli superati</b> Report abrasion class and cycles passed	<b>disponibili sul sito internet alla sezione download della serie</b> references available on the website in the download section of the series	
 <b>Resistenza alle macchie</b> Staining resistance Resistance aux taches Widerstand gegen Fleckenbildung	UNI EN ISO 10545-14	Min. 3	<b>Conforme</b> Corresponding Conforme Entsprechend	
 <b>Resistenza agli sbalzi termici</b> Thermal shock resistance Resistance aux écarts de température Temperaturwechselbeständigkeit	UNI EN ISO 10545-9	<b>Metodo di prova disponibile</b> Test method available	<b>Resiste</b> Resistant Résiste Widerstandsfähig	
 <b>Caratteristiche accessorie / Stabilità dei colori</b> Colours stability Stabilité des couleurs Farbbeständigkeit	DIN 51094	<b>Colorazione Stabile</b> Stable coloring	<b>Conforme</b> Corresponding Conforme Entsprechend	
<b>Caratteristiche di sicurezza / Safety characteristics</b>				
 <b>Resistenza allo scivolamento</b> Slip resistance Résistance au glissement Rutschemmende Eigenschaft	METODO B.C.R.A.	μ > 0,40	<b>Conforme</b> Corresponding Conforme Entsprechend	
	DIN EN 16165	<b>ANNEX A</b> <b>Test della rampa a piedi nudi / Classe dichiarata</b> Barefoot ramp test / Declared Class Méthode de la rampe pieds nus / Classe déclarée Methode der schiefen Ebene, barfuß / Angegebene Klasse	<b>A+B+C</b>	
		<b>ANNEX B</b> <b>Test della rampa a piedi calzati / Classe dichiarata</b> Shod ramp test / Declared Class Rampe avec chaussures / Classe déclarée Methode der schiefe Ebene, mit Schuhwerk / Angegebene Klasse	<b>R11</b>	
	DCOF (ANSI A 326.3)	≥ 0,42	<b>Conforme</b> Corresponding Conforme Entsprechend	

## ULTRA OUTDOOR



ULTRA CONTERO STONE OFF-WHITE 60x120 cm ± 20 mm | CONTERO STONE OFF-WHITE 60x120 cm

### weight and sizes

dimensioni sizes dimensions abmessungen	spessore thickness epaisseur stärke	pz/collo pcs/box pc/boite stk/ktn	mq/collo sqm/box m/boite qm/ktn	kg/collo kg/box kg/boite kg/ktn	colli/pallet box/europal boites/europal ktn/europal	mq/pallet sqm/pallet m/pallet qm/pallet	kg/europal kg/europal kg/europal kg/europal
60x60 Rettificato	20 mm	2	0,72	32,60	30	21,60	990
80x80 Rettificato*	20 mm	2	1,28	55,60	24	30,72	1350
40x80 Rettificato*	20 mm	2	0,64	28,00	30	19,20	860
30x122 Rettificato	20 mm	2	0,732	30,40	36	26,352	1110
60x120 Rettificato	20 mm	1	0,72	32,50	30	21,60	995
60x60 Rettificato	30 mm	1	0,36	23,10	40	14,40	950
80x80 Rettificato	30 mm	1	0,64	42,10	30	19,220	1263
40x80 Rettificato	30 mm	2	0,64	42,30	27	17,28	1162

\* La scheda tecnica dettagliata di ogni serie è disponibile sul sito sito aziendale . Technical data sheet of each collection is available for download on website  
 La fiche technique de chaque collection est disponible en téléchargement sur le site. Das technische Datenblatt jeder Kollektion steht auf der Website zum Download bereit.

\* Fino ad esaurimento scorte verrà fornito il formato 40,5x81 e 81x81. Subject to stock availability, sizes 40.5x81 and 81x81 will be supplied.  
 Sous réserve de disponibilité, les formats 40,5x81 et 81x81 seront proposés. Vorbehaltlich der Verfügbarkeit werden die Formate 40,5x81 und 81x81 bereitgestellt.

# Un'unica collezione, infinite possibilità di installazione.

Ultra Outdoor offre la massima libertà progettuale grazie diversi sistemi di posa:

- Su erba: per giardini, parchi e zone verdi.
- Su sabbia o ghiaia: per vialetti e aree relax.
- Su massetto con colla: per superfici stabili e permanenti.
- Sopraelevata: per terrazze, camminamenti tecnici e pavimenti ispezionabili.
- Pareti ventilate: ideale per progetti residenziali e commerciali

Tutte le lastre sono rettificate e monocalibro, per una posa precisa e una perfetta modularità dei formati. Ogni progetto diventa personalizzabile, flessibile, reversibile.

## One collection, endless installation possibilities.

Ultra Outdoor offers maximum design freedom thanks to various installation systems:

- **On grass:** ideal for gardens, parks and green areas.
- **On sand or gravel:** for pathways and relaxation zones.
- **On mortar with adhesive:** for stable and permanent surfaces.
- **Raised:** for terraces, technical walkways and accessible flooring.
- **Ventilated Façades:** is the ideal choice for residential and commercial projects.

All slabs are rectified and single-caliber, ensuring precise installation and perfect modularity of formats. Every project becomes customizable, flexible and reversible.

## Une seule collection, des possibilités d'installation infinies.

Ultra Outdoor offre une liberté de conception maximale grâce à différents systèmes de pose :

- **Sur gazon :** idéal pour jardins, parcs et espaces verts.
- **Sur sable ou gravier :** pour chemins et zones de détente.
- **Sur chape avec colle :** pour des surfaces stables et permanentes.
- **Surélevée :** pour terrasses, cheminements techniques et sols accessibles.
- **façades ventilées:** le choix idéal pour les projets résidentiels et commerciaux.

Toutes les dalles sont rectifiées et monocalibres, assurant une pose précise et une modularité parfaite des formats. Chaque projet devient ainsi personnalisable, flexible et réversible.

## Eine einzige Kollektion, unendliche Verlegungsmöglichkeiten.

Ultra Outdoor bietet maximale Gestaltungsfreiheit dank verschiedener Verlegesysteme:

- **Auf Rasen:** ideal für Gärten, Parks und Grünflächen.
- **Auf Sand oder Kies:** für Wege und Erholungsbereiche.
- **Auf Estrich mit Kleber:** für stabile und permanente Oberflächen.
- **Höhenverlegt:** für Terrassen, technische Laufwege und begehbare Böden.
- **Hinterlüftete Fassaden:** ist die ideale Wahl für Wohn- und Gewerbeprojekte. Alle Platten sind rektifiziert und einheitlich kalibriert, für eine präzise Verlegung und perfekte Modularität der Formate. Jedes Projekt wird so individualisierbar, flexibel und reversibel.

**Posa su erba** - Installation on grass  
Pose sur herbe - Verlegung auf Gras



**Posa su ghiaia/sabbia** - Installation on gravel/sand  
Pose sur graviers/sable - Verlegung auf Kies/Sand



**Posa su massetto con colla** - Laying on screed with adhesive  
Pose sur fond avec colle - Verlegung auf Estrich mit Kleber



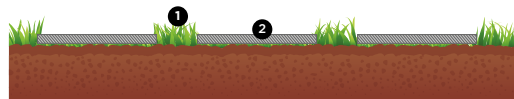
**Posa sopraelevata** - Installation onto flat surfaces (raised laying)  
Pose surélevée - Verlegung als Doppelboden





# Posa su erba

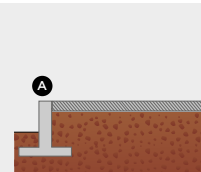
Installation on grass



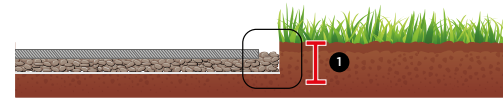
**Posa diretta su erba**  
Direct installation on grass (Not suitable for lawn-mowers usage)

- M Manto erboso** • Grass surface
- 2 Lastra** • Slab

**Per ottenere un effetto "tappeto":** posizionare un cordolo in cemento per delimitare l'area da piastrellare.  
Realization of "carpet effect" flooring: a cement curb can be laid to delimit the area in which slabs are installed.

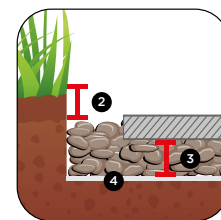


- A Cordolo in cemento** • Cement curb



**Posa a secco su erba**  
Installation on grass (Suitable for lawn-mowers usage)

- 1 5/6 cm di profondità** • 5/6 cm dragging
- 2 Lastra posizionata piú in basso del manto erboso calpestabile** • Slab to be laid below grass level
- 3 Letto di ghiaia di almeno 3 cm di profondità (granulometria > 4 mm)**  
Layer of gravel, minimum 3 cm recommended (granulometry > 4mm)
- 4 Eventuale TNT** • Macro-holed, non-woven polypropylene fabric



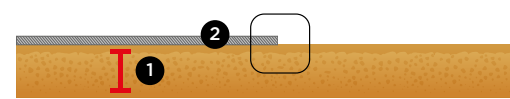
**Distanza tra le lastre:** posizionare le lastre distanziate tra loro in base all'effetto estetico che si vuole ottenere (camminamento "a passi", vialetto ecc). Distance between the slabs: slabs can be install to obtain several aesthetics effects/designs (walkway, stepping stone pattern and so on). Distance between slabs depends on the design we want to create.

Queste indicazioni rappresentano delle indicazioni generali basate sullo stato dell'arte e non vincolanti.  
The following tips and suggestions are not binding for the manufacturer.



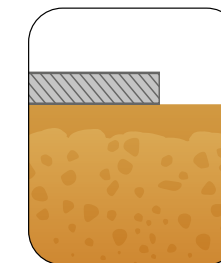
# Posa su sabbia

Installation on sand



- 1 Strato di sabbia ben livellato 5/10 cm**  
Layer of sand duly leveled 5/10 cm
- 2 Lastra** • Slab

**Pendenza sottofondo 2%**  
Creation of 2% inclination during levelling and compacting phases.

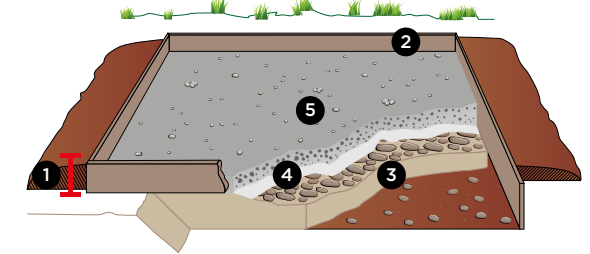


**Distanza tra le lastre:** posizionare le lastre distanziate tra loro in base all'effetto estetico che si vuole ottenere (camminamento "a passi", vialetto ecc). Le fughe possono essere riempite con sabbia o ghiaia. Distance between the slabs: slabs can be install to obtain several aesthetics effects/designs (walkway, stepping stone pattern and so on). Distance between slabs depends on the design we want to create. Joints can be filled with sand or gravel.

Queste indicazioni rappresentano delle indicazioni generali basate sullo stato dell'arte e non vincolanti.  
The following tips and suggestions are not binding for the manufacturer.

# Posa su ghiaia

Installation on gravel



- 1 Asportare uno strato di terreno di 10-20 cm di profondità**  
Drag a layer of ground (10-20 cm)
- 2 Cordolo in cemento o assi di legno** • Cement curb or wooden plank
- 3 Pietrisco compatto granulometria mista (16-35 mm) per 10 cm di profondità** • Crushed stone, mixed granulometry (16-35 mm), 10 cm depth
- 4 TNT** • Macro-holed, non-woven polypropylene fabric
- 5 Ghiaia ben livellata granulometria 4-8 mm per 10 cm di profondità**  
Duly leveled gravel, granulometry between 4-8 mm, 10 cm depth



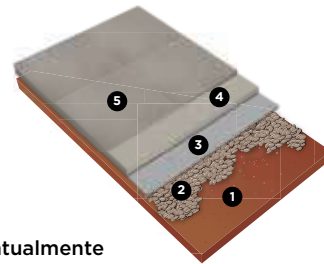
# Posa su massetto con colla

Laying on screed with adhesive



## Posa su pavimento esterno non impermeabilizzato (terreno)


Installation on outdoor non waterproof floor (ground)



- 1 **Terreno** • Ground
- 2 **Strato di ghiaia compatto eventualmente stabilizzato con calcestruzzo** • Compact layer of gravel (eventually stabilized using concrete)
- 3 **Strato di livellamento in calcestruzzo avente spessore adeguato. Pendenza 1,25-2,5%** • Concrete leveling layer with adequate thickness. Inclination 1,25-2,5%
- 4 **Massetto di 8-10 cm con rete elettrosaldata posizionata a metà dello spessore dello strato** • 8-10 cm screed, arc welded mesh to be positioned in the centre
- 5 **Lastra** • Slab  
Posa delle lastre con un collante per esterni seguendo sempre le indicazioni specifiche del produttore dell'adesivo utilizzato e seguendo la tecnica della doppia spalmatura • Slabs must be fixed by using an adhesive suitable for outdoor use and strictly following the instructions and specifications indicated by the adhesive's manufacturer (a double adhesive layer is always recommended)

## Posa su pavimento esterno impermeabilizzato

Installation on outdoor waterproof floor



- 1 **Struttura portante (solaio)**  
Floor
- 2 **Strato di livellamento/pendenza**  
Levelling/inclination layer
- 3 **Strato di impermeabilizzazione**  
Waterproofing layer
- 4 **Strato di separazione termoisolante**  
Heat insulating layer
- 5 **Strato drenante** • Draining layer
- 6 **Massetto di 8-10 cm con rete elettrosaldata posizionata a metà dello spessore dello strato** • 8-10 cm screed, arc welded mesh to be positioned in the centre
- 7 **Lastra** • Slab  
Posa delle lastre con un collante per esterni seguendo sempre le indicazioni specifiche del produttore dell'adesivo utilizzato e seguendo la tecnica della doppia spalmatura • Slabs must be fixed by using an adhesive suitable for outdoor use and strictly following the instructions and specifications indicated by the adhesive's manufacturer (a double adhesive layer is always recommended)

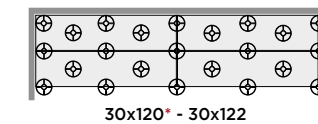
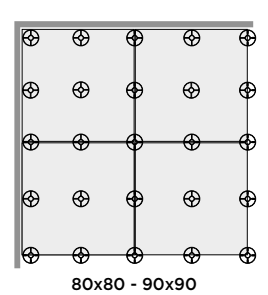
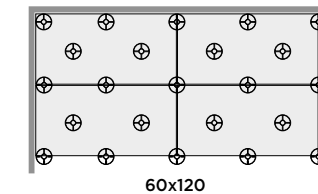
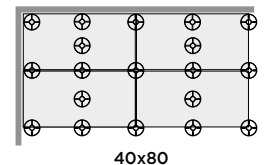
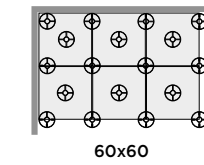

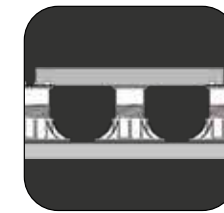
**Fughe: obbligatoria la fuga a giunto aperto con ampiezza di fuga variabile maggiore di 5 mm ed utilizzo di sigillanti cementizi di classe 2. I giunti di dilatazione sono obbligatori.**  
Grout: using class 2 cement grouting and a minimum 5 mm grout line is mandatory. Expansion joints are mandatory too.

Queste indicazioni rappresentano delle indicazioni generali basate sullo stato dell'arte e non vincolanti. The following tips and suggestions are not binding for the manufacturer.



# Posa sopraelevata

Installation onto flat surfaces (raised laying)



\* pezzi speciali / special pieces


- 1 **Terreno o struttura portante** • Ground or floor
- 2 **Massetto in pendenza** • Screed with adequate inclination
- 3 **Strato di impermeabilizzazione** • Waterproofing layer
- 4 **Strato di separazione termoisolante (foglio di polietilene)**  
Heat insulating layer (polyethylene sheet)
- 5 **Opzionale: pannello termoisolante di adeguata densità**  
Optional: heat insulating panel with adequate density
- 6 **Supporto da esterno in polipropilene (fisso, regolabile o autolivellante)** • Polypropylene load-bearing supports suitable for outdoor (may be fixed, adjustable or self-levelling)
- 7 **OUTDOOR spessore • 20 • 30 mm**  
OUTDOOR 20 • 30 mm thick slabs

Ad oggi non esiste una normativa specifica per i pavimenti sopraelevati da esterno, si rimanda pertanto al professionista progettista un'attenta valutazione dei requisiti del progetto. Antica ceramica rubiera suggerisce l'utilizzo di supporti aggiuntivi sotto le piastrelle, come da schema sotto riportato. Per maggiore sicurezza e a tutela dell'utente, Antica ceramica rubiera richiede di impostare un'altezza di sopraelevazione non superiore a 5 cm. Per altezze superiori consultare il progettista. // To date there is no specific regulation for outdoor raised floors, therefore a careful evaluation of the project requirements is referred to the professional designer. Antica ceramica rubiera suggests the use of additional supports under the tiles, as per the diagram below. For major safety and user protection, Antica ceramica rubiera requires you to set a superelevation height no higher than 5 cm. For higher heights consult the project manager.

Queste indicazioni rappresentano delle indicazioni generali basate sullo stato dell'arte e non vincolanti. The following tips and suggestions are not binding for the manufacturer.

# Pavimentazione carrabile

Installation on driveways



ULTRA OUTDOOR

L'impiego di lastre con spessore 30 mm permette la realizzazione di pavimentazioni carrabili senza l'utilizzo di collanti per la posa.  
30 mm porcelain pavers could be installed on driveways with no need of adhesives.

Queste indicazioni rappresentano delle indicazioni generali basate sullo stato dell'arte e non vincolanti.  
The following tips and suggestions are not binding for the manufacturer.

# Pareti ventilate

Ventilated walls



## SISTEMA DI MONTAGGIO A SCOMPARSA PER FACCIATE VENTILATE.

Il nostro sistema di facciata ventilata è stato specificamente progettato per esaltare le qualità del gres porcellanato di grande formato 60x120 cm con spessore maggiorato di  $\pm 20$ mm. Offre una soluzione tecnologicamente avanzata che garantisce al contempo massima sicurezza strutturale e totale pulizia estetica grazie all'ancoraggio a scomparsa. Questo sistema è la scelta ideale per progetti residenziali e commerciali che richiedono un'estetica superiore abbinata a prestazioni di isolamento termico e durabilità eccezionali.  
*Progetti su misura, realizzati grazie al nostro supporto tecnico dedicato.*

Concealed Mounting System for Ventilated Façades.

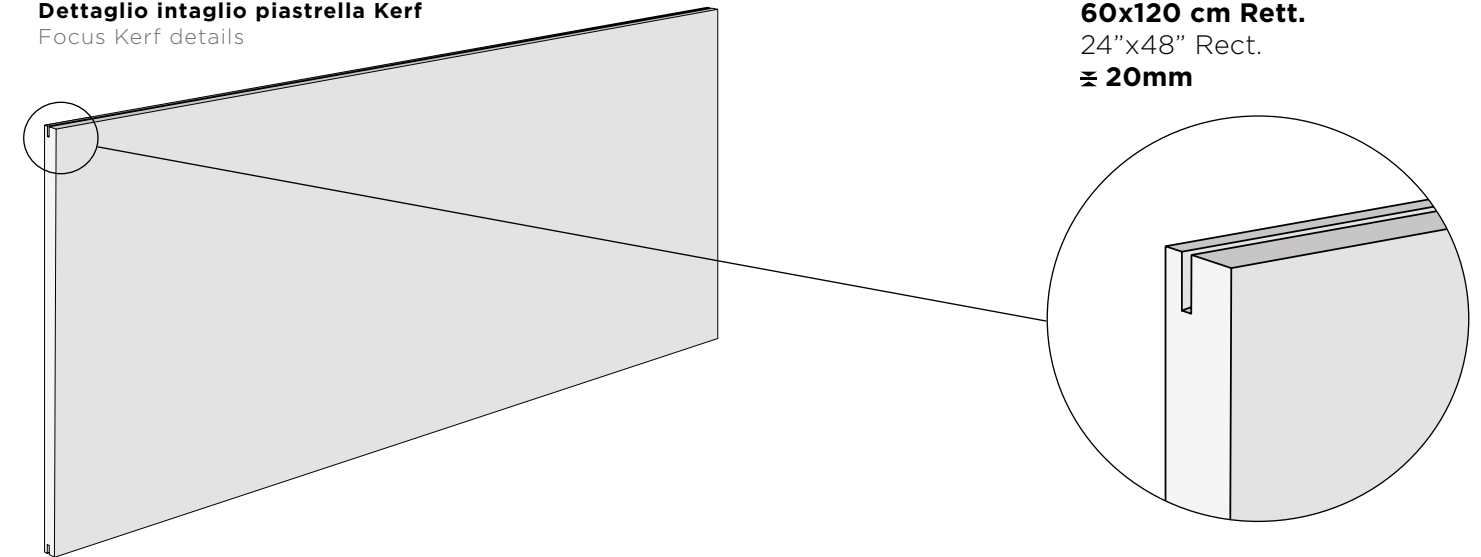
Our ventilated façade system has been specifically designed to enhance the qualities of large-format porcelain stoneware 60x120 cm with an increased thickness of 20 mm. It offers a technologically advanced solution that guarantees maximum structural safety and complete aesthetic cleanliness thanks to its concealed anchoring system.

This solution is the ideal choice for residential and commercial projects requiring premium aesthetics combined with exceptional thermal insulation performance and outstanding durability.

*Custom-made projects developed with the support of our dedicated technical team.*

## Dettaglio intaglio piastrella Kerf

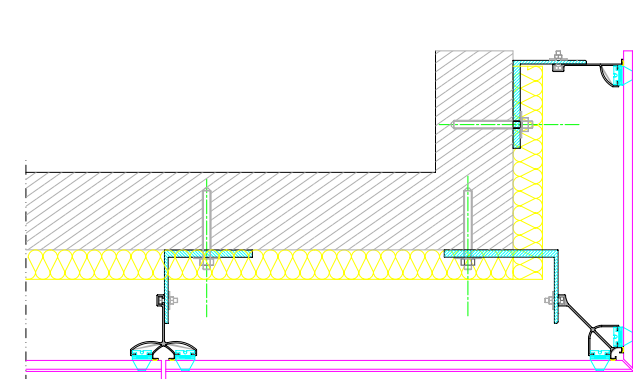
Focus Kerf details



**60x120 cm Rett.**  
24"x48" Rect.  
 $\pm 20$ mm

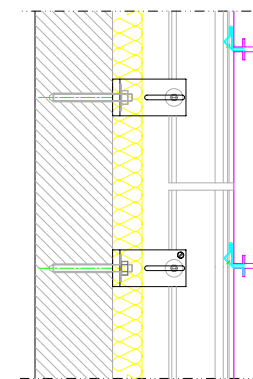
## Sezione orizzontale

Horizontal section



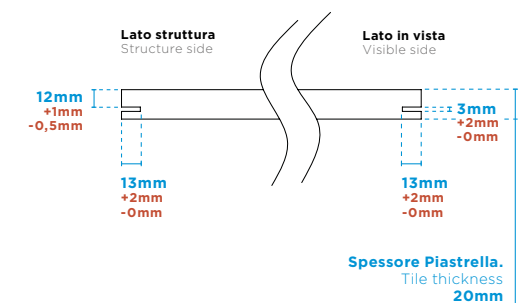
## Sezione verticale

Vertical section



## Tolleranze intaglio Kerf

Kerf carving tolerances



È richiesto un lotto minimo di produzione. Per maggiori dettagli si prega di consultare l'agente o il funzionario di zona.

Minimum quantities required. For more details please check with your sales representative. / Lot minimum de production impérative.

Queste indicazioni rappresentano delle indicazioni generali basate sullo stato dell'arte e non vincolanti.

The following tips and suggestions are not binding for the manufacturer.

MARBLE&STONE LOOK  
CONCRETE&RESIN LOOK

WOOD LOOK

WALL DESIGN

OUTDOOR SPACES

SPECIAL PIECES IN&OUT

# technical info

info tecniche

<b>PEZZI SPECIALI</b> SPECIAL PIECES	PG 254
<b>CARATTERISTICHE TECNICHE</b> TECHNICAL FEATURES	PG 260
<b>CONSIGLI DI POSA, PULIZIA E MANUTENZIONE</b> ADVICE FOR INSTALLATION CLEANING AND MAINTENANCE	PG 261
<b>CONDIZIONI GENERALI DI VENDITA</b> TERMS AND CONDITIONS OF SALE	PG 262

# PEZZI SPECIALI

## Eccellenza Tecnica e Continuità Estetica.

Un progetto di pregio si distingue per la cura dei dettagli. La nostra gamma di Pezzi Speciali (Standard e Ultra Outdoor) è progettata per offrire massima funzionalità e assoluta continuità visiva. Realizzati con la stessa materia, calibro e finiture delle lastre principali, elementi come gradoni, elementi a L e griglie garantiscono una transizione fluida tra superfici diverse. Dalle scale ai cambi di quota, ogni dettaglio tecnico si integra perfettamente nell'architettura, coniugando eleganza estetica e sicurezza in ogni ambiente, interno o esterno.

**Technical Excellence and Aesthetic Continuity.** A prestigious project stands out for its attention to detail. Our range of Special Trims (Standard and Ultra Outdoor) is designed to offer maximum functionality and absolute visual continuity. Made with the same material, caliber, and finishes as the main slabs, elements such as step treads, L-shaped elements, and grids ensure a seamless transition between different surfaces. From stairs to level changes, every technical detail integrates perfectly into the architecture, combining aesthetic elegance and safety in any environment, whether indoor or outdoor.

**Excellence Technique et Continuité Esthétique.** Un projet de prestige se distingue par le soin apporté aux détails. Notre gamme de Pièces Spéciales (Standard et Ultra Outdoor) est conçue pour offrir une fonctionnalité maximale et une continuité visuelle absolue. Réalisés avec le même matériau, le même calibre et les mêmes finitions que les dalles principales, des éléments tels que les marches, les éléments en L et les grilles garantissent une transition fluide entre les différentes surfaces. Des escaliers aux changements de niveau, chaque détail technique s'intègre parfaitement à l'architecture, alliant élégance esthétique et sécurité dans tout environnement, intérieur ou extérieur.

**Technische Exzellenz und ästhetische Kontinuität.** Ein anspruchsvolles Projekt zeichnet sich durch die Liebe zum Detail aus. Unser Sortiment an Formteilen (Standard und Ultra Outdoor) wurde entwickelt, um höchste Funktionalität und absolute visuelle Kontinuität zu bieten. Hergestellt aus demselben Material, Kaliber und den gleichen Oberflächen wie die Hauptplatten, sorgen Elemente wie Stufen, L-Elemente und Gitter für einen nahtlosen Übergang zwischen verschiedenen Oberflächen. Von Treppen bis hin zu Höhenunterschieden fügt sich jedes technische Detail perfekt in die Architektur ein und verbindet ästhetische Eleganz und Sicherheit in jeder Umgebung, egal ob im Innen- oder Außenbereich.

## Battiscopa



### Battiscopa

Skirting tile  
Plinthe en grès cérame  
Sockelfliese

± 9,5 mm

7x60 cm 2¾"x23⅝"

20 39

7x62 cm 2¾"x24⅜"

20 39

6x61 cm 2⅝"x24"

20 21

7,5x31 cm 3"x12¼"

46 182

## Gradone a L Frontale



### Gradone a L Frontale

L-shaped front step tile  
Marche en L frontale  
L-Form Stufenplatte (Front)

± 9,5 mm

30x120x5 cm 11¾"x47¼"x2"

1 38

30x122x5 cm 11¾"x48"x2"

1 214

30x60x5 cm 11¾"x23⅝"x2"

1 233

31x62x5 cm 12¼"x24⅜"x2"

1 233

31x62x5 cm 12¼"x24⅜"x2" OUT R11

1 233

## Terminale a L Monolitico



### Terminale a L Monolitico

Monolithic L-shaped end step  
Pièce terminale monolithique en L  
Monolithische L-Endstufe

± 10 mm

15x30x4 cm 5⅞"x11¼"x1½" OUT R11

8 221

## Gradone a L Angolare



### Gradone a L Angolare Destra

Right L-shaped corner step tile  
Marche d'angle en L droite  
L-Form Eckstufe rechts

± 9,5 mm

30x120x5 cm 11¾"x47¼"x2"

1 222

30x122x5 cm 11¾"x48"x2"

1 218

30x60x5 cm 11¾"x23⅝"x2"

1 174

31x62x5 cm 12¼"x24⅜"x2"

1 174

31x62x5 cm 12¼"x24⅜"x2" OUT R11

1 174



### Gradone a L Angolare Sinistra

Left L-shaped corner step tile  
Marche d'angle en L gauche  
L-Form Eckstufe links

± 9,5 mm

30x120x5 cm 11¾"x47¼"x2"

1 222

30x122x5 cm 11¾"x48"x2"

1 218

30x60x5 cm 11¾"x23⅝"x2"

1 174


31x62x5 cm 12¼"x24⅜"x2"

1 174

31x62x5 cm 12¼"x24⅜"x2" OUT R11

1 174

## Gradone Monolitico



### Gradone Arrotondato

Rounded Coping  
Nez de marche arrondi  
Monolitische Stufenplatten

<b>30x60 cm</b> 12"x24"	± 20mm	141 ■
<b>40x80 cm</b> 16"x32"	± 20mm	194 ■
<b>30x120 cm</b> 12"x48"	± 20mm	171 ■
<b>30x122 cm</b> 12"x48"	± 20mm	171 ■

### Gradone Arrotondato con gocciolatoio

Rounded coping with drip  
Nez de marche arrondi avec goutte d'eau  
Stufenplatten mit Abtropfen

<b>30x60 cm</b> 12"x24"	± 20mm	190 ■
<b>40x80 cm</b> 16"x32"	± 20mm	198 ■
<b>30x120 cm</b> 12"x48"	± 20mm	236 ■
<b>30x122 cm</b> 12"x48"	± 20mm	236 ■

**Esterno**  
Outside  
Extérieur  
Außen



**Interno**  
Inside  
Intérieur  
Innen




**Angolari destro e sinistro disponibili nel formato 30x60** . Right and left corner pieces available in 30x60 format  
Angles droit et gauche disponibles au format 30x60 . Gitterecke Rechte und linke Eckelemente im Format 30x60 verfügbar

<b>30x60 cm</b> 12"x24"	± 20mm	208 ■
-------------------------	--------	-------

Altri pezzi speciali disponibili su richiesta Other special pieces available on demand for swimming pool  
Pièces Spéciales Supplémentaires Sur Demande - Weitere Spezielle auf Anfrage

## Gradone Monolitico



### Gradone arrotondato con scanalature

Rounded coping with grooves  
Nez de marche arrondi avec rainures  
Monolitische Stufenplatten mit Rillen

<b>30x60 cm</b> 12"x24"	± 20mm	190 ■
<b>40x80 cm</b> 16"x32"	± 20mm	198 ■
<b>30x120 cm</b> 12"x48"	± 20mm	236 ■
<b>30x122 cm</b> 12"x48"	± 20mm	236 ■

### Gradone arrotondato con gocciolatoio e scanalature

Rounded coping with drip and grooves  
Nez de marche arrondi avec rainures et goutte d'eau  
Monolitische Stufenplatten mit Abtropfen und Rillen

<b>30x60 cm</b> 12"x24"	± 20mm	233 ■
<b>40x80 cm</b> 16"x32"	± 20mm	74 ■
<b>30x120 cm</b> 12"x48"	± 20mm	239 ■
<b>30x122 cm</b> 12"x48"	± 20mm	239 ■

Altri pezzi speciali disponibili su richiesta Other special pieces available on demand for swimming pool  
Pièces Spéciales Supplémentaires Sur Demande - Weitere Spezielle auf Anfrage

## Gradone a L



### Gradone a L

L Coping  
Nez de marche L  
Stufenplatten "L"

<b>30x60 cm</b> 12"x24"	≅ 20/50mm	200
<b>40x80 cm</b> 16"x32"	≅ 20/50mm	235
<b>30x120 cm</b> 12"x48"	≅ 20/50mm	215
<b>30x122 cm</b> 12"x48"	≅ 20/50mm	215

## Gradoni in Klinker Estruso



### Gradone Domus Bordo arrotondato

Rounded edge Coping Domus  
Nez de marche Domus avec Bord arrondi  
Stufenplatten Domus mit Abgerundet

<b>005624</b> Aspen Grigio	<b>34x124 cm</b> 13.3"x48.8"	≅ 20mm	242
<b>006065</b> Aspen Beige	<b>34x62 cm</b> 13.3"x24.4"	≅ 20mm	74
<b>006064</b> Aspen Grigio	<b>34x124 cm</b> 13.3"x48.8"	≅ 20mm	242
<b>006066</b> Aspen Beige	<b>34x62 cm</b> 13.3"x24.4"	≅ 20mm	74

Disponibili su richiesta anche nello spessore 1 cm  
Also available on request in 1 cm thickness.

**ideale per scale e bordi piscina. Possibilità di colori personalizzati su richiesta su lotto minimo di 500 pezzi.**  
Ideal for stairs and pool edges. Custom colors available upon request, with a minimum order of 500 pieces per batch.  
Idéal pour les escaliers et les bords de piscine. Possibilité de couleurs personnalisées sur demande, avec un lot minimum de 500 pièces.  
Ideal für Treppen und Poolränder. Kundenspezifische Farben auf Anfrage möglich, bei einer Mindestbestellmenge von 500 Stück.

## Griglie



### Griglie

Grids  
Grid  
Gitter

<b>14,5x40,5 cm</b> 6"x16"	≅ 20mm	196
<b>19,5x40,5 cm</b> 8"x16"	≅ 20mm	196
<b>14,5x60 cm</b> 6"x24"	≅ 20mm	233
<b>19,5x60 cm</b> 8"x24"	≅ 20mm	170
<b>19,5x40,5 cm</b> 8"x16"	≅ 30mm	81
<b>14,5x60 cm</b> 6"x24"	≅ 30mm	234
<b>19,5x60 cm</b> 8"x24"	≅ 30mm	200

• **Non disponibili per gli articoli:** Not available for the items:  
Essenze Gelsomino, Essenze Vaniglia, Essenze Sandalo,



### Angoli Griglie disponibili su ordinazione

Grids Corner available on demand  
Angle Grid disponible en option  
Gitterecke Auf Bestellung

Altri pezzi speciali disponibili su richiesta Other special pieces available on demand for swimming pool  
Pièces Spéciales Supplémentaires Sur Demande - Weitere Spezielle auf Anfrage

## Griglie Snodate



### Griglie Snodate

Flexible Grids  
Grilles Articulées  
Gelenkroste

<b>25x50 cm</b> 10"x20"	* ≅ 20mm	174
-------------------------	----------	-----

Si può scegliere una larghezza da 14cm a 25cm, lunghezza fissa da 50cm, il prezzo è inteso al pezzo e non cambia in base alla larghezza scelta. Made on demand, you can choose a width from 14 cm to 25 cm, with a fixed length of 50 cm. The price is per piece and does not change based on the chosen width.














\* **La carrabilità e la portata delle nostre griglie dipendono dalla resistenza e dalle caratteristiche dei supporti utilizzati sotto di esse.**  
The drive-over capability and load capacity of our grates depend on the strength and characteristics of the supports used beneath them.  
La résistance à forts passages, roulage et la capacité de charge de nos grilles dépendent de la résistance et des caractéristiques des supports utilisés au-dessous.  
Die Befahrbarkeit und Tragfähigkeit unserer Gitterroste hängen von der Festigkeit und den Eigenschaften der darunter verwendeten Träger ab.

Altri pezzi speciali disponibili su richiesta Other special pieces available on demand for swimming pool  
Pièces Spéciales Supplémentaires Sur Demande - Weitere Spezielle auf Anfrage

Gres porcellanato • Porcelain stoneware • Grès cérame • Feinsteinzeug









UNI EN 14411 Bia Allegato G (ISO 13006)

Caratteristica tecnica Technical feature Caractéristique technique Technische Eigenschaft	Norma Norm Norme Norm	Valore richiesto dalle norme Required standards Valeur prescrite par les normes Normvorgabe	Pavimenti Floors Sols Böden		
 Lunghezza e larghezza / Length and width Longuer et largeur / Länge und breite Spessore / Thickness Epaisseur / Stärke Rettilineità spigoli / Straightness of sides Rectitude des arêtes / Kantengeradheit Ortogonalità / Rectangularity Orthogonalite / Rechtwinkligkeit Planarità / Surface flatness Planeite de surface / Ebenflächigkeit	UNI EN ISO 10545-2	<b>N ≥ 15 cm</b>		<b>Conforme</b> Corresponding Conforme Entsprechend	
		<b>%</b>	<b>(mm)</b>		
		± 0,6 Non Rect. ± 0,3 Rect	± 2,0 Non Rect. ± 1,0 Rect		
		± 5	± 0,5		
		± 0,5 Non Rect. ± 0,3 Rect	± 1,5 Non Rect. ± 0,8 Rect		
± 0,5 Non Rect. ± 0,3 Rect	± 2,0 Non Rect. ± 1,5 Rect	± 0,5 Non Rect. ± 0,3 Rect	± 2,0 Non Rect. ± 1,8 Rect		
 Qualità della superficie Surface quality Qualités de la surface Oberflächenqualität	UNI EN ISO 10545-2	<b>Il 95 % min. delle piastrelle di prova deve essere esente da difetti visibili</b> Minimum 95% of the tested tiles must be free from visible defects 95% min. des carreaux de test ne doit pas contenir de défauts visibles Min. 95% der geprüften Fliesen dürfen keine sichtbaren Mängel aufweisen		<b>Conforme</b> Corresponding Conforme Entsprechend	
 Assorbimento d'acqua Water absorption Absorption d'eau Wasseraufnahme	UNI EN ISO 10545-3	≤ 0,5% <b>Individual max 0,6%</b>		≤ 0,5%	
 Sforzo di rottura / Breaking strength Effort de rupture / Bruchkraft (≥ 7,5 mm thickness) Resistenza alla flessione / Modulus of Rupture Résistance à la flexion / Biegefestigkeit	UNI EN ISO 10545-4	<b>S ≥ 1300 N</b>		<b>S ≥ 1300 N</b>	
		<b>R ≥ 35 N/mm²</b>		<b>R ≥ 35 N/mm²</b>	
 Resistenza al gelo Resistance to frost Résistance aux gel Frostbeständigkeit	UNI EN ISO 10545-12	<b>Richiesto</b> Required		<b>Non gelivo</b> Frost-proof Non gélifs Frostsicher	
 Resistenza ai prodotti chimici Resistance to chemical products Résistance aux produits chimiques Widerstand gegen Chemikalien	UNI EN ISO 10545-13	<b>Resistenza a basse concentrazioni di acidi e alcali</b> Resistance to low concentrations of acids and alkalis Secondo la classificazione indicata dal fabbricante Manufacturer is to state classification		Naturale <b>LA</b>	Lappato Plus Honed Plus <b>LA / LB</b>
		<b>Resistenza ad alte concentrazioni di acidi e alcali</b> Resistance to high concentrations of acids and alkalis Metodo di prova disponibile. Test method available.		Naturale <b>HA</b>	Lappato Plus Honed Plus <b>HA / HB</b>
		<b>Resistenza ai prodotti chimici di uso domestico ed agli additivi per piscina</b> Resistance to household chemicals and swimming pool salt Classe minima B Minimum class B		Naturale <b>A</b>	Lappato Plus Honed Plus <b>A</b>
 Resistenza all'abrasione (metodo PEI) Abrasion resistance (PEI test) Résistance à l'abrasion (méthode PEI) Widerstand gegen Abrieb (nach PEI)	UNI EN ISO 10545-7	<b>Segnala la classe di abrasione e i cicli superati</b> Report abrasion class and cycles passed		<b>disponibili sul sito internet alla sezione download della serie</b> references available on the website in the download section of the series	
 Resistenza alle macchie Staining resistance Résistance aux taches Widerstand gegen Fleckenbildung	UNI EN ISO 10545-14	<b>Min. 3</b>		<b>Conforme</b> Corresponding Conforme Entsprechend	
 Resistenza agli sbalzi termici Thermal shock resistance Résistance aux écarts de température Temperaturwechselbeständigkeit	UNI EN ISO 10545-9	<b>Metodo di prova disponibile</b> Test method available		<b>Resiste</b> Résistant Résiste Widerstandsfähig	
<b>Caratteristiche accessorie / Additional features</b>  Stabilità dei colori Colours stability Stabilité des couleurs Farbbeständigkeit	DIN 51094	<b>Colorazione Stabile</b> Stable coloring		<b>Conforme</b> Corresponding Conforme Entsprechend	
<b>Caratteristiche di sicurezza / Safety characteristics</b>					
 Resistenza allo scivolamento ** Slip resistance Résistance au glissement Rutschemmende Eigenchaft	METODO B.C.R.A.	<b>μ &gt; 0,40</b>		<b>Conforme</b> Corresponding Conforme Entsprechend	
	DIN EN 16165	<b>ANNEX A</b> <b>Test della rampa a piedi nudi / Classe dichiarata</b> Barefoot ramp test / Declared Class Méthode de la rampe pieds nus / Classe déclarée Methode der schiefen Ebene, barfuß / Angegebene Klasse		<b>A+B / A+B+C *</b>	
		<b>ANNEX B</b> <b>Test della rampa a piedi calzati / Classe dichiarata</b> Shod ramp test / Declared Class Rampe avec chaussures / Classe déclarée Methode der schiefe Ebene, mit Schuhwerk / Angegebene Klasse		<b>R9 / R10 / R11 *</b>	
DCOF (ANSI A 326.3)	<b>≥ 0,42</b>		<b>Conforme</b> Corresponding Conforme Entsprechend		

\* La scheda tecnica dettagliata di ogni serie è disponibile sul sito sito aziendale . Technical data sheet of each collection is available for download on website  
 La fiche technique de chaque collection est disponible en téléchargement sur le site. Das technische Datenblatt jeder Kollektion steht auf der Website zum Download bereit.

Rivestimenti in pasta bianca • White-body wall tile . Revêtements en pâte blanche • Weißscherbige Wandfliesen

UNI EN 14411 BIII Allegato L (ISO 13006)

Caratteristica tecnica Technical feature Caractéristique technique Technische Eigenschaft	Norma Norm Norme Norm	Valore richiesto dalle norme Required standards Valeur prescrite par les normes Normvorgabe	Rivestimenti Wall Tiles Revêtement mural Beschichtungen	
 Lunghezza e larghezza / Length and width Longuer et largeur / Länge und breite Spessore / Thickness Epaisseur / Stärke Rettilineità degli spigoli Straightness of sides Ortogonalità / Rectangularity Orthogonalite / Rechtwinkligkeit Planarità / Surface flatness Planeite de surface / Ebenflächigkeit	UNI EN ISO 10545-2	<b>N ≥ 15 cm</b>		<b>Conforme</b> Corresponding Conforme Entsprechend
		<b>%</b>	<b>(mm)</b>	
		± 0,6 Non Rect. ± 0,3 Rect	± 2,0 Non Rect. ± 1,0 Rect	
		± 10	± 0,5	
		± 0,5 Non Rect. ± 0,3 Rect	± 1,5 Non Rect. ± 0,8 Rect	
± 0,5 Non Rect. ± 0,3 Rect	± 2,0 Non Rect. ± 1,5 Rect	± 0,5 Non Rect. ± 0,4 Rect	± 2,0 Non Rect. ± 1,8 Rect	
 Qualità della superficie Surface quality Qualités de la surface Oberflächenqualität	UNI EN ISO 10545-2	<b>Il 95 % min. delle piastrelle di prova deve essere esente da difetti visibili</b> Minimum 95% of the tested tiles must be free from visible defects 95% min. des carreaux de test ne doit pas contenir de défauts visibles Min. 95% der geprüften Fliesen dürfen keine sichtbaren Mängel aufweisen		<b>Conforme</b> Corresponding Conforme Entsprechend
 Assorbimento d'acqua Water absorption Absorption d'eau Wasseraufnahme	UNI EN ISO 10545-3	<b>&gt; 10 %</b>		<b>Conforme</b> Corresponding Conforme Entsprechend
 Sforzo di rottura Breaking strength Effort de rupture Bruchkraft Resistenza alla flessione Modulus of rupture Résistance à la flexion Biegefestigkeit	UNI EN ISO 10545-4	<b>Spessore / Thickness ≥ 7,5 Non meno di / Not less than 600 N</b>		<b>&gt; 600 N</b>
		<b>Spessore / Thickness &lt; 7,5 Non meno di / Not less than 200 N</b>		<b>&gt; 200 N</b>
		<b>Spessore / Thickness ≥ 7,5 Minimo / Minimum 12 N/mm²</b>		<b>&gt; 12 N/mm²</b>
<b>Spessore / Thickness &lt; 7,5 Minimo / Minimum 15 N/mm²</b>		<b>&gt; 15 N/mm²</b>		
 Resistenza al cavillo Crazing resistance Résistance au tressillage Haarißbeständigkeit	UNI EN ISO 10545-11	<b>Richiesta</b> Requested Demandée Gefragt		<b>Conforme</b> Corresponding Conforme Entsprechend
 Resistenza agli sbalzi termici Thermal shock resistance Résistance aux écarts de température Temperaturwechselbeständigkeit	ISO 10545-9	<b>Metodo di prova disponibile</b> Test method available		<b>Resiste</b> Résistant Résiste Widerstandsfähig
 Resistenza agli acidi Chemical resistance Résistance à l'attaque chimique Beständigkeit gegen Chemikalien	UNI EN ISO 10545-13	<b>Resistenza ai prodotti chimici di uso domestico ed agli additivi per piscina</b> Resistance to household chemicals and swimming pool salt Classe minima B Minimum class B		<b>A</b>
 Resistenza alle macchie Staining resistance Résistance aux taches Widerstand gegen Fleckenbildung	UNI EN ISO 10545-14	<b>Classe 3</b> Class 3 Classe 3 Klasse 3		<b>Conforme</b> Corresponding Conforme Entsprechend

CONSIGLI DI POSA, PULIZIA E MANUTENZIONE .

ADVICE FOR INSTALLATION CLEANING AND MAINTENANCE  
 CONSEILS DE POSE, DE NETTOYAGE ET D'ENTRETIEN  
 RATSCHLÄGE FÜR DIE VERLEGUNG, REINIGUNG UND WARTUNG

Vi invitiamo a scansionare il Qr code per prendere visione di alcune importanti informazioni e suggerimenti per una corretta posa, pulizia e manutenzione dei nostri prodotti

We invite you to scan the QR code to view some important informations and suggestions for correct installation, cleaning and maintenance of our products.

Leggi di più  
 Read more  
 En savoir plus  
 Mehr Lesen



Nous vous invitons à scanner le code QR pour visualiser quelques informations importantes et suggestions pour une installation, un nettoyage et un entretien corrects de nos produits.

Wir laden Sie ein, den QR-Code zu scannen, um einige wichtige Informationen und Vorschläge für die korrekte Installation, Reinigung und Wartung unserer Produkte anzuzeigen.

## CONDIZIONI GENERALI DI VENDITA

**NORMATIVA CONTRATTUALE** - Le presenti Condizioni Generali di Vendita, salvo modifiche o deroghe concordate per iscritto, disciplinano tutti i contratti vendita conclusi tra la Veditrice e l'Acquirente. Eventuali offerte, transazioni, accrediti e/o abbuoni accordati su iniziativa di Agenti o altri intermediari, non saranno vincolanti se non accettati per iscritto dalla Venditrice e comunque limitatamente al contratto al quale si riferiscono.

**OGGETTO DELLA FORNITURA** - La fornitura comprende esclusivamente quanto indicato nella conferma d'ordine della Venditrice. Il testo della conferma d'ordine prevale, in ogni caso, sul testo eventualmente difforme dell'offerta o dell'ordinazione, ed annulla e sostituisce eventuali accordi o trattative che non siano riportati nella conferma stessa. L'esecuzione parziale dell'ordine senza preventiva conferma non comporta approvazione per l'intero ordine, bensì approvazione parziale relativamente alla merce consegnata.

**CARATTERISTICHE DEI MATERIALI** - Le informazioni e i dati risultanti da cataloghi o illustrazioni, così come le caratteristiche dei campioni e dei modelli di Antica Ceramica Rubiera S.r.l. sono sempre approssimativi ed è quindi facoltà della Venditrice apportare ai prodotti quelle variazioni, senza alterarne le caratteristiche essenziali, che si ritenessero necessarie o opportune senza obbligo di preavviso. I toni dei colori campionati hanno caratteri puramente indicativo e non vincolante, così come la possibilità di ripetere tonalità precedentemente fornite che, pertanto, non rappresentano impegno per la Venditrice e motivo di reclamo per l'Acquirente. Salvo specifiche richieste da concordare prima della conferma d'ordine, la Venditrice non garantisce che l'ordine del singolo articolo venga integralmente evaso con un medesimo lotto di produzione.

**ORDINI** - Sono sempre impegnativi e irrevocabili per l'Acquirente: la Venditrice sarà vincolata solo dopo la conferma scritta. S'intende comunque che ogni ordine viene fatto con la completa accettazione da parte dell'Acquirente di tutte le presenti Condizioni Generali. Nell'ordinazione dovranno essere contemplati soltanto articoli di produzione corrente: non saranno comunque oggetto di conferma quei materiali per i quali la Venditrice in dipendenza di esigenze interne o di mercato, ha ritenuto opportuno sospendere la produzione. Ogni ordine deve essere inoltrato per iscritto, anche se, per ragioni di urgenza dovesse essere preceduto da comunicazione telefonica.

**TERMINE DI CONSEGNA** - I termini di consegna decorrono dalla data della conferma d'ordine e, salve diverse pattuizioni scritte, hanno carattere puramente indicativo e non essenziale. Eventuali ritardi nelle consegne, interruzioni, sospensioni totali o parziali delle forniture non daranno all'Acquirente alcun diritto ad indennizzi o risarcimenti, ogni eccezione rimossa.

**CONSEGNA E TRASPORTO** - Salvo patto contrario, la vendita s'intende Franco Fabbrica Antica Ceramica Rubiera S.r.l. e ciò anche quando sia convenuto che la spedizione o parte di essa venga curata dalla Venditrice. Ad ogni effetto di legge, il luogo di consegna della merce è quello nel quale la fornitura viene messa a disposizione dell'acquirente o all'atto della consegna al Vettore. In ogni modo, quali che siano i termini di resa pattuiti, la merce viaggia sempre a rischio e pericolo dell'Acquirente ed ogni responsabilità della Venditrice cessa, al più tardi, con la consegna al Vettore, nei confronti del quale l'Acquirente dovrà sporgere eventuali reclami relativi ad ammanchi o roture.

Il Compratore è tenuto a precisare al momento dell'ordine dettagliate modalità di trasporto: la Venditrice spedirà la merce col mezzo ritenuto più opportuno qualora mancassero preventive indicazioni al riguardo, senza che ciò costituisca per il Compratore motivo di reclamo.

**ASSICURAZIONE** - Se richiesta è sempre a carico dell'acquirente.

**IMBALLO** - Il confezionamento dei prodotti avviene in modalità random, quindi possibile avere anche facce uguali all'interno della stessa scatola. Salvi diversi accordi scritti, l'imballo sarà sempre in cartoni: avvenuta la consegna all'Acquirente o al Vettore senza reclami o riserve, cessa ogni responsabilità della Venditrice. **Saranno addebitate le seguenti spese di imballo: Euro 18,00/pz per gli imballi dei materiali in formato 60x120, 30x122, 20x122, Euro 40,00/Pz per il formato 120x120 e Euro 13,00/pz per gli imballi degli altri materiali. Rimane comunque in facoltà della Venditrice aumentare le spese d'imballo in caso di significative variazioni del costo delle materie prime.**

**GARANZIA** - La Venditrice garantisce la qualità di quanto fornito conformemente alle scelte richieste dall'Acquirente. In particolare, la garanzia riconosciuta dalla Venditrice è relativa ai prodotti di prima scelta con tolleranza del 5%. La merce in scelta differente dalla prima (seconda, terza scelta, stock, partite occasionali ecc.), s'intende sempre venduta come "vista e piaciuta". E' fatto obbligo all'Acquirente verificare la merce in termini di qualità e quantità entro breve termine dalla consegna. Nel caso l'Acquirente rivenda la merce a soggetti che rivestono la qualifica di Consumatori, è escluso il diritto di cui all'art. 131 del Codice di Consumo decorso un anno dalla consegna da parte della Venditrice.

**RECLAMI** - Eventuali contestazioni dovranno essere inviate a mezzo racc.a.r. presso la sede legale della Venditrice, nei termini di legge. La posa del materiale determina la decadenza dall'azione per vizi e/o difetti, importando rinuncia implicita alla garanzia di cui all'art. 1490 c.c.. In ogni caso la garanzia comprende unicamente la sostituzione dei soli pezzi difettosi o la riparazione, con esclusione di ogni ulteriore e diversa obbligazione, anche risarcitoria. La presenza di piastrelle difettose non inficia la qualità dell'intera fornitura né comporta l'obbligo della integrale sostituzione.

**SOLVE ET REPETE** - Eventuali contestazioni sul materiale non danno diritto all'Acquirente di sospendere o ritardare in tutto o in parte il pagamento, nei termini pattuiti, della merce oggetto di contestazione, né, tanto meno, di altre forniture.

**PREZZI** - Si intendono sempre riferiti al listino in vigore al momento della conferma della Venditrice. Salvo diversa pattuizione scritta, sono sempre al netto e relativi a merce franco fabbrica, non comprendendo quindi altri oneri e spese, che saranno sempre a carico del Compratore.

**PENALE PER ANNULLAMENTO ORDINI** - In caso di annullamento da parte del Compratore di un ordine confermato e pronto per il carico, è in facoltà della Venditrice di addebitare una penale pari al 20% del valore del materiale.

**PAGAMENTI** - I pagamenti dovranno essere effettuati come indicati nella conferma d'ordine: a tutti gli effetti, il luogo di pagamento resta fissato nella sede della Antica Ceramica Rubiera S.r.l. anche se effettuati a mezzo di personale autorizzato, rimessa diretta, tratte autorizzate, ricevute bancarie o effetti cambiari. In caso di ritardato o mancato pagamento anche parziale, così come nel caso di mutamento delle condizioni patrimoniali dell'Acquirente, sarà in diritto della Venditrice esigere gli interessi di mora al tasso commerciale corrente, così come sospendere l'esecuzione delle forniture in corso e/o risolvere in tutto o in parte qualsiasi contratto in atto, senza che l'Acquirente possa rivendicare risarcimenti diretti e/o indiretti di alcun tipo.

**RISERVA DI PROPRIETÀ** - Nel caso in cui il pagamento, per accordi contrattuali, debba essere effettuato in tutto o in parte dopo la consegna, la merce consegnata resta in proprietà di Antica Ceramica Rubiera S.r.l. fino al completo pagamento del prezzo.

**LEGGE APPLICABILE - FORO COMPETENTE** - Il contratto è disciplinato dalla legge italiana. La definizione di qualsiasi controversia derivante, dipendente o conseguente dai contratti di vendita con Antica Ceramica Rubiera S.r.l., anche se riferibili ad affari trattati da propri dipendenti o incaricati fuori dalla propria Sede, è soggetta alla giurisdizione dello Stato Italiano e unico Foro competente in via esclusiva è quello di Reggio Emilia.

## TERMS AND CONDITIONS OF SALE

**CONTRACTUAL RULES** - These General Conditions of Sale, unless changes or exceptions agreed in writing, govern all the sale contracts completed between the Seller and the Buyer. Any offers, transactions, credits and / or rebates granted by agents or other intermediaries will not be binding unless accepted in writing by the Seller and in any case limited to the contract to which they refer.

**OBJECT OF THE SUPPLY** - The supply includes only what is indicated in the Seller's order confirmation. The text of the order confirmation prevails, in any case, over the text that may differ from the offer or order, and cancels and replaces any agreements or negotiations that are not indicated in the confirmation itself. Partial execution of the order without prior confirmation does not imply approval for the entire order, but partial approval for the goods delivered.

**MATERIAL FEATURES** - The informations and datas on catalogues or flyers, as well as the characteristics of the samples and collection of Antica Ceramica Rubiera S.r.l. are always approximate and it is therefore the Seller's right to make those variations to the products, without changing their essential characteristics, which were deemed necessary or appropriate without prior notice. The shades of the sampled colors are only indicative and not binding, as well as the possibility of repeating previously provided shades which, therefore, do not represent a commitment for the Seller and a reason for complaint for the Buyer. Except for specific requests to be agreed before the order confirmation, the Seller does not guarantee that the order of the single item will be fully processed with the same production batch.

**ORDERS** - They are always binding and irrevocable for the Buyer: the Seller will be bound only after written confirmation. It is understood, however, that each order is made with the complete acceptance by the Purchaser of all these General Conditions. When ordering, only items of current production must be contemplated: those materials for which the Seller, depending on internal or market needs, has deemed it appropriate to suspend production, will not be confirmed. Each order must be sent in writing, even if, for reasons of urgency, it should be preceded by telephone communication.

**DELIVERY TIME** - The delivery terms start from the date of the order confirmation and, unless otherwise agreed in writing, are purely indicative and not essential. Eventual delays in deliveries, interruptions, total or partial suspensions of supplies will not give the Purchaser any right to compensation, any exception removed.

**DELIVERY AND TRANSPORT** - Unless otherwise agreed, the sale is understood to be EX FACTORY Antica Ceramica Rubiera S.r.l. and this also when it is agreed that the shipment or part of it will be handled by the Seller. For all legal purposes, the place of delivery of the goods is that in which the supply is made available to the buyer or upon delivery to the Carrier. In any case, whatever yield agreed upon, the goods always travel at the risk and peril of the Buyer and any liability of the Seller ends, at the latest, with the delivery to the Carrier, against which the Buyer must protrude any complaints relating to shortages or breakages. At the time of the order, the Buyer is required to specify detailed instructions of transport: the Seller will ship the goods by the means deemed most appropriate if there are no prior indications in this regard, without this being a reason for the Buyer to complain.

**INSURANCE** - If requested it is always paid by the buyer.

**PACKAGING** - Random packaging, could happen to find same faces inside a box. Unless otherwise agreed in writing, the packaging will always be in cartons: after delivery to the Buyer or to the Carrier without complaints or reservations, all Seller's liability ceases. **The following packaging costs will be charged: Euro 18.00 / pc for packaging of materials in 60x120, 30x122, 20x122 size, Euro 40.00/Pc for 120x120 size and Euro 13.00 / pc for packaging of other materials. However, the Seller remains entitled to increase the packaging costs in the event of significant changes in the cost of raw materials.**

**WARRANTY** - The Seller guarantees the quality of what is supplied in accordance with the preferences requested by the Buyer. In particular, the guarantee recognized by the Seller relates to first choice products with a tolerance of 5%. The goods in a different choice from the first (second, third choice, stock, occasional lots, etc.), are always intended as "seen and liked". The Buyer is obliged to check the goods in terms of quality and quantity within a short time of delivery. If the Buyer resells the goods to subjects who qualify as Consumers, the right pursuant to art. 131 of the Consumer Code is excluded after one year of delivery by the Seller.

**COMPLAINTS** - Any disputes must be sent by registered mail at the Seller's legal office, in accordance with the law. The installation of the material causes the forfeiture of any action due to defects, meaning an implicit waiver of the guarantee pursuant to art. 1490 of the Italian Civil Code. In any case, the guarantee only includes the replacement of only defective parts or repair, with the exclusion of any further and different obligation, including compensation. The presence of defective tiles does not affect the quality of the entire supply nor does it involve the obligation of full replacement.

**SOLVE ET REPETE** - Any disputes on the material do not entitle the Purchaser to suspend or delay payments in whole or in part, within the agreed terms, of the goods subject of the dispute, let alone other supplies.

**PRICES** - They are always referred to the price list in force at the time of the Seller's confirmation. Unless otherwise agreed in writing, they are always net and related to ex-works goods, therefore not including other charges and expenses, which will always be borne by the Buyer.

**PENALTY FOR ORDERS CANCELLATION** - In the event of cancellation by the Buyer of a confirmed order ready for loading, the Seller has the right to charge a penalty equal to 20% of the value of the material.

**PAYMENTS** - Payments must be made as indicated in the order confirmation: for all intents and purposes, the place of payment remains fixed at the headquarters of Antica Ceramica Rubiera S.r.l. even if completed by authorized personnel, direct remittance, authorized draft, bank receipts or bills of exchange. In the event of delayed or missing-payment, even partial, as well as in the case of a change in the Buyer's financial conditions, the Seller will be entitled to request the interest at the current commercial rate, as well as to interrupt the execution of supplies in progress and / o terminate in whole or in part any contract in progress, without the Buyer being able to claim direct and / or indirect compensation of any kind.

**RESERVATION OF TITLE-OWNERSHIP** - In the event that the payment, by contractual agreements, must be made in whole or in part after delivery, the delivered goods remain of property of Antica Ceramica Rubiera S.r.l. until full payment has been completed.

**APPLICABLE LAW - COMPETENT COURT** - The contract is governed by Italian law. The definition of any controversy deriving, dependent or consequent from the sales contracts with Antica Ceramica Rubiera Srl, even if referable to business dealt with by its employees or appointed outside of its headquarters, is subject to the jurisdiction of the Italian State and of the competent Court of Reggio Emilia.

## CONDITIONS GÉNÉRALES DE VENTE

**RÈGLEMENTS CONTRACTUELS** - Les présentes conditions générales de vente, sauf modifications ou dérogations convenues par écrit, régissent tous les contrats de vente conclus entre le vendeur et l'acheteur. Les offres, transactions, crédits et / ou rabais accordés à l'initiative d'agents ou autres intermédiaires ne seront contraignants que s'ils sont acceptés par écrit par le Vendeur et en tout cas limités au contrat auquel ils se réfèrent.

**OBJET DE LA FOURNITURE** - La fourniture comprend uniquement ce qui est indiqué dans la confirmation de commande du vendeur. Le texte de la confirmation de commande prévaut, dans tous les cas, sur le texte qui peut différer de l'offre ou de la commande, et annule et remplace tout accord ou négociation qui ne serait pas indiqué dans la confirmation elle-même. L'exécution partielle de la commande sans confirmation préalable n'implique pas l'approbation de l'ensemble de la commande, mais une approbation partielle des marchandises livrées.

**CARACTÉRISTIQUES DES MATÉRIAUX** - Les informations et données issues de catalogues ou illustrations, ainsi que les caractéristiques des échantillons et modèles de Antica Ceramica Rubiera S.r.l. elles sont toujours approximatives et il appartient donc au Vendeur d'apporter ces modifications aux produits, sans altérer leurs caractéristiques essentielles, qui ont été jugées nécessaires ou appropriées sans préavis. Les nuances des couleurs échantillonnées sont purement indicatives et non contraignantes, ainsi que la possibilité de répéter les nuances précédemment fournies qui, par conséquent, ne représentent pas un engagement pour le vendeur et un motif de réclamation pour l'acheteur. Sauf demandes spécifiques à convenir avant la confirmation de la commande, le Vendeur ne garantit pas que la commande de l'article unique sera entièrement traitée avec le même lot de production.

**COMMANDES** - Elles sont toujours contraignantes et irrévocables pour l'Acheteur: le Vendeur ne sera lié qu'après confirmation écrite. Il est toutefois entendu que chaque commande est effectuée avec l'acceptation complète par l'Acheteur de l'ensemble des présentes Conditions Générales. Lors de la commande, seuls les articles de production en cours doivent être pris en compte: les matériaux pour lesquels le vendeur, en fonction des besoins internes ou du marché, a jugé opportun de suspendre la production, ne seront pas confirmés. Chaque commande doit être envoyée par écrit, même si, pour des raisons d'urgence, elle doit être précédée d'une communication téléphonique.

**DÉLAI DE LIVRAISON** - Les conditions de livraison commencent à compter de la date de confirmation de la commande et, sauf convention contraire écrite, sont purement indicatives et non essentielles. Les éventuels retards de livraisons, interruptions, suspensions totales ou partielles des approvisionnements ne donneront à l'Acheteur aucun droit à indemnité ou compensation, toute exception supprimée.

**LIVRAISON ET TRANSPORT** - Sauf convention contraire, la vente s'entend de Franco Fabbrica Antica Ceramica Rubiera S.r.l. et ceci également lorsqu'il est convenu que l'envoi ou une partie de celui-ci sera géré par le Vendeur. À toutes fins légales, le lieu de livraison de la marchandise est celui où la fourniture est mise à disposition de l'acheteur ou lors de la livraison au Transporteur. Dans tous les cas, quelles que soient les modalités de retour convenues, les marchandises voyagent toujours aux risques et périls de l'Acheteur et toute responsabilité du Vendeur cesse, au plus tard, avec la livraison au Transporteur, contre laquelle l'Acheteur doit faire saillie. toute réclamation relative à des pénuries ou des ruptures.

Au moment de la commande, l'Acheteur est tenu de préciser les modes de transport détaillés: le Vendeur expédiera la marchandise par les moyens jugés les plus appropriés s'il n'y a pas d'indications préalables à cet égard, sans que cela ne soit une raison pour l'Acheteur de se plaindre.

**ASSURANCE** - Sur demande, elle est toujours payée par l'acheteur.

**EMBALLAGE** - Le conditionnement des produits s'effectue de manière aléatoire, il est donc possible d'avoir des faces identiques à l'intérieur d'une même boîte. Sauf convention écrite contraire, les emballages

seront toujours en cartons: après livraison à l'Acheteur ou au Transporteur sans réclamations ni réserves, toute responsabilité du Vendeur cesse.
**Les frais d'emballage suivants seront facturés: 18,00 euros / pc pour l'emballage de matériaux au format 60x120, 30x122, 20x122, 40,00 euros / pc pour le format 120x120 et Euro 13,00 / pc pour l'emballage d'autres matériaux. Cependant, le vendeur reste en droit d'augmenter les coûts d'emballage en cas de changements significatifs dans le coût des matières premières.**

**GARANTIE** - Le Vendeur garantit la qualité de ce qui est fourni conformément aux choix demandés par l'Acheteur. En particulier, la garantie reconnue par le Vendeur concerne les produits de premier choix avec une tolérance de 5%. Les marchandises dans un choix différent du premier (deuxième, troisième choix, stock, lots occasionnels, etc.), sont toujours conçues comme «vues et aimées». L'Acheteur est tenu de vérifier la marchandise en termes de qualité et de quantité dans un délai court après la livraison. Si l'Acheteur revend les marchandises à des sujets qui se qualifient en tant que Consommateurs, le droit conformément à l'art. Est exclu. 131 du Code de la consommation après un an de livraison par le Vendeur.

**LITIGES**- Tout litige doit être envoyé par le biais de racc.a.r. au siège social du Vendeur, conformément à la loi. La pose du matériel détermine la déchéance de l'action en raison de vices et / ou défauts, entraînant une renonciation implicite à la garantie conformément à l'art. Dans tous les cas, la garantie ne comprend que le remplacement des pièces défectueuses ou la réparation, à l'exclusion de toute autre obligation différente, y compris l'indemnisation. La présence de carreaux défectueux n'affecte pas la qualité de l'ensemble de la fourniture et n'entraîne pas l'obligation de remplacement complet.

**SOLVE ET REPETE** - Tout litige sur le matériel ne donne pas le droit à l'acheteur de suspendre ou de retarder tout ou partie du paiement, dans les conditions convenues, des marchandises faisant l'objet du litige, sans parler des autres fournitures.

**PRIX** - Ils sont toujours référés à la grille tarifaire en vigueur au moment de la confirmation du Vendeur. Sauf accord contraire par écrit, ils sont toujours nets et liés aux marchandises départ usine, n'incluant donc pas les autres frais et dépenses, qui seront toujours à la charge de l'acheteur.

**PENAL POUR ANNULLATION DE COMMANDES** - En cas d'annulation par l'Acheteur d'une commande confirmée prête à être chargée, le Vendeur a le droit de facturer une pénalité égale à 20% de la valeur du matériel.

**PAIEMENTS** - Les paiements doivent être effectués comme indiqué dans la confirmation de commande: à toutes fins utiles, le lieu de paiement reste fixé au siège social de Antica Ceramica Rubiera S.r.l. même s'ils sont effectués par du personnel autorisé, versement direct, itinéraires autorisés, reçus bancaires ou lettres de change. En cas de retard ou de non-paiement, même partiel, ainsi qu'en cas de modification des conditions de capital de l'Acheteur, le Vendeur sera en droit d'exiger des intérêts de retard au taux commercial en vigueur, ainsi que de suspendre l'exécution des fournitures en cours et / o résilier en tout ou en partie tout contrat en cours, sans que l'Acheteur ne puisse prétendre à une compensation directe et / ou indirecte de quelque nature que ce soit.

**RESERVE DE PROPRIETE** - Dans le cas où le paiement, par accords contractuels, doit être effectué en tout ou en partie après la livraison, les marchandises livrées restent la propriété de Antica Ceramica Rubiera S.r.l. jusqu'au paiement intégral du prix.

**DROIT APPLICABLE - TRIBUNAL COMPÉTENT** - Le contrat est régi par la loi italienne. La définition de toute controverse découlant, dépendant de ou résultant des contrats de vente avec Antica Ceramica Rubiera Srl, même si elle se rapporte à des affaires traitées par ses employés ou désignées en dehors de son siège, est soumise à la juridiction de l'État italien et à la seule juridiction exclusive. est celle de Reggio Emilia.

## GENERELLE VERKAUFSBEDINGUNGEN

**VERTRAGSNORM** - Die vorliegenden Generellen Verkaufsbedingungen regeln vorbehaltlich schriftlich vereinbarter Änderungen oder Abweichungen alle Verkaufsverträge zwischen dem Verkäufer und dem Käufer. Eventuelle Angebote, Transaktionen, Verrechnungen bzw. Gutschriften, die durch die Vertreter oder andere Zwischenhändler vereinbart werden, werden nicht bindend sein, wenn sie nicht schriftlich durch den Verkäufer angenommen werden und beziehen sich auf jeden Fall auf den jeweiligen Vertrag.

**BETREFF DER LIEFERUNG** - Die Lieferung schließt ausschließlich ein, was in der Auftragsbestätigung des Verkäufers aufgeführt ist. Der Text der Auftragsbestätigung herrscht auf jeden Fall gegenüber dem Text vor, der eventuell im Angebot oder in der Bestellung aufgeführt ist und löscht und ersetzt eventuelle Vereinbarungen oder Verhandlungen, die in der Auftragsbestätigung nicht aufgeführt sind. Die teilweise Ausführung des Auftrags ohne vorherige Bestätigung führt zu keiner Annahme des ganzen Auftrags, sondern zu einer teilweisen Annahme hinsichtlich der gelieferten Ware.

**EIGENSCHAFTEN DER MATERIALIEN** - Die Informationen und die Daten der Kataloge oder Darstellungen, wie auch die Eigenschaften der Muster und der Modelle der Antica Ceramica Rubiera S.r.l. sind immer annähernd und somit unterliegt es dem Verkäufer, den Produkten diese Änderungen zuzufügen, ohne die grundsätzlichen Eigenschaften zu ändern, die für notwendig oder angebracht gehalten werden, wobei keine Ankündigungspflicht vorliegt. Die Töne der Musterfarben haben eine rein ungefähre und nicht bindende Eigenschaft, wie auch die Möglichkeit, zuvor gelieferte Töne zu wiederholen, die somit keine Pflicht für den Verkäufer oder einen Reklamationsgrund für den Käufer darstellen. Ausschließlich spezifischer Anfragen, die vor der Auftragsbestätigung zu vereinbaren sind, garantiert der Verkäufer nicht, dass der Auftrag des einzelnen Artikels vollständig mit demselben Produktionslos abgewickelt wird.

**AUFTRÄGE** - Sie sind für den Käufer immer verpflichtend und unwiderruflich: Der Verkäufer wird erst nach der schriftlichen Bestätigung gebunden sein. Es versteht sich auf jeden Fall, dass jeder Auftrag mit der vollständigen Annahme aller vorliegenden Allgemeinen Bedingungen durch den Käufer ausgeführt wird. In dem Auftrag müssen nur Artikel der aktuellen Produktion betrachtet werden: Gegenstand der Bestätigung werden auf jeden Fall nicht die Materialien sein, hinsichtlich dieser der Verkäufer abhängig von internen oder Marktanforderungen entschieden hat, die Produktion aufzuheben. Jeder Auftrag muss schriftlich übermittelt werden, auch wenn er aufgrund der Dringlichkeit schon durch einen Telefonanruf erteilt wurde.

**LIEFERFRIST** - Die Lieferfristen beginnen ab dem Datum der Auftragsbestätigung und sind vorbehaltlich unterschiedlicher schriftlicher Vereinbarungen absolut richtungsweisend und nicht grundlegend. Eventuelle Lieferverzögerungen, Unterbrechungen, die vollständige oder teilweise Aufhebung der Lieferungen werden dem Käufer ohne jegliche Ausnahme kein Recht auf Schadensersatz oder Entschädigung geben.

**LIEFERUNG UND TRANSPORT** - Vorbehaltlich gegensätzlicher Vereinbarungen versteht sich der Verkauf ab Werk Antica Ceramica Rubiera S.r.l., auch wenn vereinbart wurde, dass der Versand oder Teil dieses durch den Verkäufer erfolgt. Hinsichtlich jeglicher gesetzlicher Auswirkung, ist der Lieferort der Ware derjenige, an den die Lieferung dem Käufer zur Verfügung gestellt wird oder während der Auslieferung an den Spediteur. Unabhängig von den vereinbarten Lieferbedingungen reist die Ware auf jeden Fall immer auf Risiko und Gefahr des Käufers und jegliche Haftung des Verkäufers endet spätestens nach der Aushändigung an den Spediteur, an den der Käufer eventuelle Reklamationen hinsichtlich Fehlmengen oder Schädlen übersenden muss.

Der Käufer ist während der Auftragserteilung verpflichtet, detaillierte Transportvorgehensweisen aufzuführen: Der Verkäufer wird die Ware mit dem best geeigneten Mittel versenden, falls vorherige diesbezügliche Angaben fehlen sollten, ohne dass dies ein Reklamationsgrund für den Käufer darstellt.

**VERSICHERUNG** - Wenn sie angefordert wird, geht sie zu Lasten des Käufers.

**VERPACKUNG** - Die Verpackung der Produkte erfolgt nach dem Zufallsprinzip, daher ist es möglich, dass sich in derselben Schachtel identische Seiten befinden. Außer bei unterschiedlich lautenden schriftlichen Vereinbarungen, wird die Verpackung immer in Kartons erfolgen: Nach der Aushändigung an

den Käufer oder den Spediteur ohne Reklamationen oder Vorbehalte, endet jegliche Verantwortung des Verkäufers.

**Es werden die folgenden Verpackungskosten berechnet: 18,00 €/St. für Verpackungen der Materialien im Format 60x120, 30x122, 20x122, 40,00€/St. für das Format 120x120 und 13,00 €/St. für die Verpackungen der anderen Materialien. Der Verkäufer hat auf jeden Fall die Möglichkeit, die Verpackungskosten zu erhöhen, falls bedeutende Änderungen der Rohmaterialkosten auftreten sollten.**

**GARANTIE** - Der Verkäufer garantiert die Qualität der gelieferten Ware in Übereinstimmung mit den Anforderungen des Käufers. Insbesondere bezieht sich die vom Verkäufer anerkannte Garantie auf die Produkte erster Wahl mit einer Toleranz von 5%. Im Unterschied zu als erster Wahl bestellter Ware (zweite, dritte Wahl, Lagerware, Sonderposten usw.) versteht sie sich immer als „gesehen und genehmigt“. Der Käufer ist verpflichtet, die Ware in puncto Qualität und Menge innerhalb kürzester Zeit nach der Auslieferung zu prüfen. Falls der Käufer die Ware Personen verkauft, die als Verbraucher auftreten, ist das Recht laut Par. 131 des Verbrauchergesetzes ausgeschlossen, wenn ein Jahr nach der Auslieferung durch den Verkäufer vergangen ist.

**REKLAMATIONEN** - Eventuelle Beanstandungen müssen per Einschreiben an die gesetzliche Niederlassung des Verkäufers laut gesetzlicher Vorschrift übersendet werden. Das Verlegen des Materials bestimmt die Verwirkung des Vorgangs aufgrund von Mängeln bzw. Schäden, wodurch ein ausdrücklicher Verzicht auf die Garantie erfolgt, laut Par. 1490 des italienischen Zivilgesetzbuchs. Auf jeden Fall schließt die Garantie ausschließlich den Austausch der defekten Teile oder die Reparatur ein, ausschließlich jeglicher weiterer und anderer Pflichten, einschließlich des Schadensersatzes. Die Anwesenheit von defekten Fliesen beeinträchtigt die Qualität der ganzen Lieferung nicht und führt auch zu keiner Verpflichtung eines vollständigen Ersatzes.

**SOLVE ET REPETE** - Eventuelle Beanstandungen hinsichtlich des Materials werden dem Käufer kein Recht verleihen, die Bezahlung der beanstandeten Ware oder anderer Lieferungen innerhalb der vereinbarten Fristen weder ganz noch teilweise aufzuheben oder zu verzögern.

**PREISE** - Sie verstehen sich immer in Bezug auf die geltende Preisliste im Moment der Bestätigung durch den Verkäufer. Vorbehaltlich anderer schriftlicher Vereinbarungen handelt es sich immer um Nettopreise, die ab Werk gelten und somit keine weiteren Kosten und Auslagen enthalten, die immer zu Lasten des Käufers gehen.

**VERTRAGSSTRAFE AUFGRUND EINER AUFTRAGSLÖSCHUNG** - Im Falle einer Löschung eines bestätigten und versandbereiten Auftrags durch den Käufer, kann der Verkäufer eine Vertragsstrafe von 20% des Materialwerts berechnen.

**BEZAHLUNG** - Die Bezahlungen müssen wie in der Auftragsbestätigung aufgeführt vorgenommen werden: Der Zahlungsort befindet sich absolut im Geschäftssitz der Antica Ceramica Rubiera S.r.l., auch wenn die Bezahlungen über zugelassenes Personal, Direktüberweisung, zugelassene Tratten, Bankquittungen oder Wechsel erfolgen. Im Falle einer verzögerten oder auch teilweise nicht erfolgrender Bezahlung, wie auch im Falle einer Änderung der Eigentumsbedingungen des Käufers, wird der Verkäufer das Recht haben, die Zinsen zum aktuellen Handelszinssatz anzufordern, wie auch die Aufhebung der Ausführung der laufenden Lieferungen vorzunehmen bzw. jeglichen vorliegenden Vertrag ganz oder teilweise aufzuheben, ohne dass der Käufer direkte oder indirekte Schadensersatzanforderungen stellen kann.

**EIGENTUMSVORBEHALT** - Falls die Bezahlung aufgrund vertraglicher Vereinbarungen ganz oder teilweise nach der Auslieferung ausgeführt werden muss, verbleibt die ausgelieferte Ware Eigentum der Antica Ceramica Rubiera S.r.l. bis zur vollständigen Bezahlung des Preises.

**ANWENDBARES GESETZ – ZUSTÄNDIGES GERICHT** - Der Vertrag wird durch das italienische Gesetz geregelt. Die Bestimmung eines jeglichen daraus erfolgenden Gegensatzes, abhängig oder in Folge der Verkaufsverträge mit der Antica Ceramica Rubiera S.r.l., auch wenn sich diese auf Geschäftsbeziehungen der Firmenangehörigen oder beauftragter Personen außerhalb des Geschäftssitzes beziehen, unterliegt der Rechtsprechung des Italienischen Staats und der einzige zuständige Gerichtshof ist der in Reggio Emilia.



**Antica Ceramica Rubiera Catalogo Prodotti**

coordinamento marketing Antica Ceramica Rubiera

progetto G&CO creatività adattiva

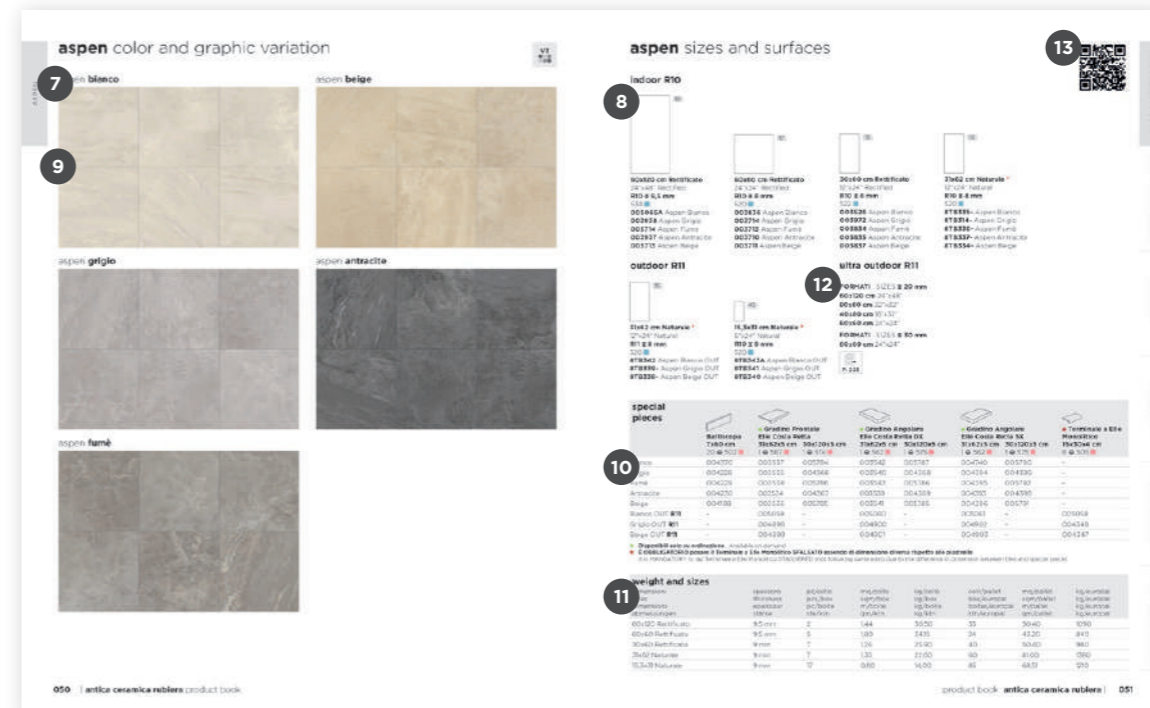
stampa Grafiche Antiga

In nessuna circostanza Antica Ceramica Rubiera sarà responsabile di danni diretti o indiretti che possano derivare dall'uso improprio di qualsiasi prodotto e/o da eventuali modifiche sui prodotti che possono essere applicate senza alcun preavviso. Questo catalogo è protetto da copyright e da altri diritti di proprietà intellettuale. I colori illustrati sono puramente indicativi Antica Ceramica Rubiera si riserva il diritto di modificare lo stile, il confezionamento e i colori dei propri prodotti senza preavviso. Siete quindi invitati a consultare di tanto in tanto i rappresentanti locali di Antica Ceramica Rubiera in merito ai prodotti, programmi e servizi disponibili nella vostra zona. Il materiale di questo catalogo può contenere informazioni imprecise ed errori di battitura. Antica Ceramica Rubiera declina ogni responsabilità in merito a perdite o danni causati o associati all'affidamento fatto dagli utenti sulle informazioni contenute nel catalogo.

Under no circumstance shall Antica Ceramica Rubiera be liable for any direct or indirect damage which may occur due to the improper use of any product and/or due to eventual changes on the products which can be applied without any notice. This catalogue is protected by copyright and by other intellectual property rights. The colors illustrated in this catalogue are merely illustrative Antica Ceramica Rubiera reserves the right to change the style, packaging and colours of the products without prior notice. Therefore, you are invited to consult Antica Ceramica Rubiera's local representatives from time to time concerning the products, marketing and services which are available in your country. The material in this catalogue may contain inaccurate informations and typing errors. Antica Ceramica Rubiera declines all liability concerning losses or damage caused by or associated with the reliance made by the users on information contained in the catalogue.

Antica Ceramica Rubiera ne peut en aucun cas être tenue responsable des dommages directs ou indirects pouvant résulter de l'utilisation non conforme d'un produit et / ou de toute modification des produits pouvant être appliquée sans préavis. Ce catalogue est protégé par le droit d'auteur et d'autres droits de propriété intellectuelle. Les couleurs présentées sont purement indicatives Antica Ceramica Rubiera se réserve le droit de changer le style, le conditionnement et les couleurs de ses produits sans préavis. Vous êtes donc invités à vérifier de temps en temps avec nos agents d'usine locaux de Antica Ceramica Rubiera les produits, programmes de vente et services disponibles dans votre région. Le contenu de ce catalogue peut contenir des informations inexactes et des fautes de frappe. Antica Ceramica Rubiera décline toute responsabilité pour les pertes ou dommages causés ou associés à la cession faite par les utilisateurs aux informations contenues dans le catalogue.

Unter keinen Umständen kann Antica Ceramica Rubiera für direkte oder indirekte Schäden verantwortlich gemacht werden, die sich aus der missbräuchlichen Verwendung eines Produkts und / oder Änderungen der Produkte ergeben, die ohne vorherige Ankündigung angewendet werden können. Dieser Katalog ist durch das Urheberrecht und andere geistige Eigentumsrechte geschützt. Die gezeigten Farben sind rein indikativ Antica Ceramica Rubiera behält sich das Recht vor, Stil, Verpackung und Farben seiner Produkte ohne vorherige Ankündigung zu ändern. Sie können daher von Zeit zu Zeit mit dem Antica Ceramica Rubiera-Vertreter zu den in Ihrem Gebiet verfügbaren Produkten, Programmen und Dienstleistungen prüfen. Das Material in diesem Katalog kann ungenaue Informationen und Tippfehler enthalten. Antica Ceramica Rubiera lehnt jede Haftung für Verluste oder Schäden ab, die durch die Zuordnung der Benutzer zu den im Katalog enthaltenen Informationen verursacht wurden.



- 1 SEZIONE SECTION SECTION ABSCHNITT
- 2 SERIE COLLECTION SERIE SERIE
- 3 SIMBOLOGIA SYMBOLS SYMBOLES SYMBOLE
- 4 TIPOLOGIA PRODOTTO PRODUCT TYPE TYPE DE PRODUIT PRODUKTART
- 5 RIFERIMENTO COLORE REF. COLOR RÉFÉRENCE DE COULEUR FARBREFERENZ
- 6 FORMATI SIZES FORMATS FORMATE
- 7 COLORE COLOR COULEUR FARBEN
- 8 FONDI TILES CARREAUX GRUNDFLIESE
- 9 SVILUPPO GRAFICO DESIGN DÉVELOPPEMENT GRAPHIQUE AMBIENTBUILD
- 10 PEZZI SPECIALI TRIMS PIÈCES SPÉCIALES FORMTEILE
- 11 IMBALLI PACKING EMBALLAGES VERPACKUNGSEINHEITEN
- 12 RIMANDI REFERENCES RENVOIS VERWEISE
- 13 QR CODE SERIE ONLINE VIEW THE SERIES ONLINE VOIR LA SÉRIE EN LIGNE SERIE ONLINE ANSEHEN

CATEGORIA PREZZO AL MQ  
SQM PRICE CODE  
CATÉGORIE PRIX AU M<sup>2</sup>  
KATEGORIE PREIS PRO M<sup>2</sup>

60x120 cm Rettificato  
24"x48" Rectifid  
R10 e 9,5 mm  
S 54 ■  
005065A Aspen Bianco  
00393B Aspen Grigio  
005714 Aspen Fumè  
005937 Aspen Attraccie  
005713 Aspen Beige

NUMERO GRAFICHE DIFFERENTI  
NUMBER OF DIFFERENT PATTERNS  
NOMBRE DE GRAPHIQUES DIFFÉRENTES  
VERSCHIEDENE GRAFIKAUSFUEHRUNGEN

FORMATI  
SIZES  
FORMATS  
FORMATE

CODICE / DESCRIZIONE  
CODE / DESCRIPTION  
CODE / DESCRIPTION  
CODE / BESCHREIBUNG

PEZZI PER SCATOLA  
PIECES PER BOX  
PIÈCES PAR BOÎTE  
STÜCK PRO KARTON



CATEGORIA PREZZO AL PEZZO  
PRICE PER UNIT CODE  
CATÉGORIE PRIX À LA PIÈCE  
KATEGORIE PREIS PRO STÜCK



**Antica Ceramica Rubiera S.r.l.**

Via Salvaterra, 18/A - 42048 Rubiera (RE) - Italy

Tel. +39 0522 628841 - Fax +39 0522 628976 - [info@anticaceramica.it](mailto:info@anticaceramica.it)

[www.anticaceramica.it](http://www.anticaceramica.it)

