

# JUNGLE

30x122 12"x48" - 20x122 8"x48"





**Riproduzione moderna di uno dei legni più utilizzati nell'antichità, il Larice delle Alpi.  
La sua essenza semplice e ricercata si propone come una delle alternative più distinte ed eleganti  
tra gli effetti legno in gres porcellanato.**

*A modern revisitation of one of the woods most used in antiquity, the Alpine Larch.  
Its simple and sophisticated essence makes for one of the most distinguished and elegant products  
in the wood looks range.*



# JUNGLE

30x122 12"x48" - 20x122 8"x48"


**GRES PORCELLANATO IMPASTO COLORATO**  
COLORED BODY PORCELAIN STONEWARE  
GRÈS CÉRAMÉ MASSE COLORÉ  
FEINSTEINZEUG MIT EINGEFAERBTEN SCHERBEN




**COLORI • COLORS • COULEURS • FARBEN**



Snow



Ice



Lava



Honey



# JUNGLESNOW

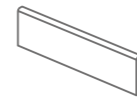


**004050/62** 110 ■  
 Jungle Snow Rettificato  
 30x122 12"x48"

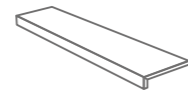


**004016/62** 110 ■  
 Jungle Snow Rettificato  
 20x122 8"x48"

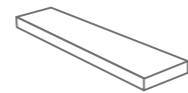
## TRIMS



Battiscopa 7,2x61 19 ■  
**004031/12** Snow 20 ■



★ Gradino Elle  
 Costa Retta 30x122 45 ■  
**004349/256** Snow 1 ■



★ Gradino Angolare Elle  
 Costa Retta DX/SX 30x122 128 ■  
**004353/336** Snow 1 ■

★ Disponibili solo su ordinazione • Available on demande



JUNGLE SNOW 30x122 12"x48"

# JUNGLEICE

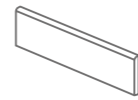


**004049/62** 110 ■  
 Jungle Ice Rettificato  
 30x122 12"x48"

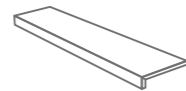


**004019/62** 110 ■  
 Jungle Ice Rettificato  
 20x122 8"x48"

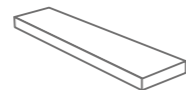
## TRIMS



Battiscopa 7,2x61 19 ■  
**004034/12** Ice 20 ■



★ Gradino Elle  
 Costa Retta 30x122 45 ■  
**004350/256** Ice 1 ■



★ Gradino Angolare Elle  
 Costa Retta DX/SX 30x122 128 ■  
**004354/336** Ice 1 ■

★ Disponibili solo su ordinazione • Available on demande



JUNGLE ICE 20x122 8"x48" SNOW 20x122 8"x48"



# JUNGLELAVA

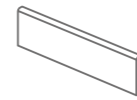




**004048/62** 110   
 Jungle Lava Rettificato  
 30x122 12"x48"

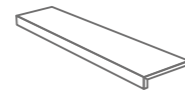




**004018/62** 110   
 Jungle Lava Rettificato  
 20x122 8"x48"

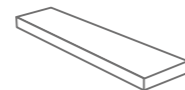
## TRIMS





Battiscopa 7,2x61 19   
**004033/12** Lava 20 



★ Gradino Elle  
 Costa Retta 30x122 45   
**004351/256** Lava 1 



★ Gradino Angolare Elle  
 Costa Retta DX/SX 30x122 128   
**004355/336** Lava 1 

★ Disponibili solo su ordinazione • Available on demande



JUNGLE LAVA 30x122 12"x48"



# JUNGLEHONEY

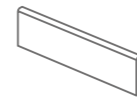




**004047/62** 110   
 Jungle Honey Rettificato  
 30x122 12"x48"

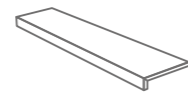




**004017/62** 110   
 Jungle Honey Rettificato  
 20x122 8"x48"

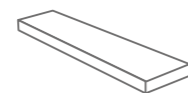
## TRIMS





Battiscopa 7,2x61 19   
**004032/12** Honey 20 



\* Gradino Elle  
 Costa Retta 30x122 45   
**004352/256** Honey 1 



\* Gradino Angolare Elle  
 Costa Retta DX/SX 30x122 128   
**004356/336** Honey 1 

\* Disponibili solo su ordinazione • Available on demande



JUNGLE HONEY 20x122 8"x48"

Per una posa ottimale si raccomanda l'utilizzo di distanziatori autolivellanti.  
 For an optimum installation we recommend the use of self-leveling spacers.

PESI E MISURE / WEIGHT AND SIZES / POIDS ET MESURES / GEWICHTE UND VERPACKUNGEN								
dimensioni sizes dimensions abmessungen	spessore thickness épaisseur stärke	pz/collo pcs/box pc/boite stk/ktn	mq/collo sqm/box m/boite qm/ktn	kg/collo kg/box kg/boite kg/ktn	colli/pallet box/europal boites/europal ktn/europal	mq/pallet sqm/pallet m/pallet qm/pallet	kg/europal kg/europal kg/europal kg/europal	
Fondo 30x122 Rettificato	10 mm	4	1,46	29,50	36	52,70	1090	
Fondo 20x122 Rettificato	10 mm	5	1,22	23,50	45	54,90	1165	

# CARATTERISTICHE TECNICHE • TECHNICAL FEATURES

GRES PORCELLANATO • PORCELAIN STONEWARE • GRÈS CÉRAME • FEINSTEINZEUG

UNI EN 14411 BIA ALLEGATO G (ISO 13006)



Caratteristica tecnica Technical feature Caractéristique technique Technische Eigenschaft	Norma Norm Norme Norm	Valore richiesto dalle norme Required standards Valeur prescrite par les normes Normvorgabe	JUNGLE
<b>Assorbimento d'acqua</b> Water absorption Absorption d'eau Wasseraufnahme	UNI EN ISO 10545-3	≤ 0,5%	≤ 0,5%
<b>Resistenza alla flessione</b> Bending strength Résistance à la flexion Biegefestigkeit	UNI EN ISO 10545-4	≥ 35 N/mm <sup>2</sup>	<b>Conforme</b> Corresponding Conforme Entsprechend
<b>Resistenza al gelo</b> Resistance to frost Résistance aux gel Frostbeständigkeit	UNI EN ISO 10545-12	<b>Nessuna alterazione</b> No alteration Aucune alteration Keine Veränderung	<b>Non gelivo</b> Frost-proof Non gélifs Frostsicher
<b>Caratteristiche di regolarità</b> Regularity characteristics Caractéristiques de régularité Regelmäßigkeit	UNI EN ISO 10545-2	<b>Lunghezza e larghezza</b> / Length and width Longuer et largeur / Länge und breite	± 0,6% max
		<b>Spessore</b> / Thickness Epaisseur / Stärke	± 5% max
		<b>Rettilineità spigoli</b> / Straightness of sides Rectitude des arêtes / Kantengeradheit	± 0,5% max
		<b>Ortogonalità</b> / Rectangularity Orthogonalité / Rechtwinkligkeit	± 0,6% max
		<b>Planarità</b> / Length and width Planeite de surface / Ebenflächigkeit	± 0,5% max
<b>Qualità della superficie</b> Surface quality Qualités de la surface Oberflächenqualität	UNI EN ISO 10545-2	<b>Il 95 % min. delle piastrelle di prova deve essere esente da difetti visibili</b> Minimum 95% of the tested tiles must be free from visible defects 95% min. des carreaux de test ne doit pas contenir de défauts visibles Min. 95% der geprüften Fliesen dürfen keine sichtbaren Mängel aufweisen	<b>Conforme</b> Corresponding Conforme Entsprechend
<b>Resistenza ai prodotti chimici</b> Resistance to chemical products Résistance aux produits chimiques Widerstand gegen Chemikalien	UNI EN ISO 10545-13	<b>Minimo GB</b> Minimum GB Minimum GB Minimum GB	<b>Conforme</b> Corresponding Conforme Entsprechend
<b>Resistenza all'abrasione (metodo PEI)</b> Wear resistance (PEI test) Résistance à l'abrasion (méthode PEI) Widerstand gegen Abrieb (nach PEI)	UNI EN ISO 10545-7	<b>Come dichiarato</b> As stated Comme déclaré Wie angegeben	<b>Da 3 a 5 in base al colore</b> From 3 to 5, according to color De 3 à 5, selon couleur Von 3 zu 5, je nachdem farbefarbe
<b>Resistenza alle macchie</b> Staining resistance Résistance aux taches Widerstand gegen Fleckenbildung	UNI EN ISO 10545-14	Min. 3	<b>Conforme</b> Corresponding Conforme Entsprechend
<b>Stabilità dei colori</b> Colours stability Stabilité des couleurs Farbbeständigkeit	DIN 51094	<b>Stabile</b>	<b>Nessuna Variazione</b>
<b>Durezza Superficie Mohs</b> Mohs surface hardness Dureté de la surface (échelle Mohs) Ritzhärte nach Mohs	UNI EN 101	<b>Come dichiarato</b> As stated Comme déclaré Wie angegeben	<b>Naturale</b>  6-8
<b>Resistenza agli sbalzi termici</b> Thermal shock resistance Résistance aux écarts de température Temperaturwechselbeständigkeit	ISO 10545-9	<b>Metodo di prova disponibile</b> Test method available Méthode d'essai disponible Prüfverfahren verfügbar	Resiste Resistant
<b>Resistenza allo scivolamento</b> Slip resistance Résistance au glissement Rutschemmende Eigenschaft	METODO B.C.R.A.	D.M.I. Giugno 1989 n. 236 (μ > 0,40)	> 0,4
	DIN 51130	<b>In funzione dell'ambiente o della zona di lavoro</b> Basing on the environment or on the working area	R9

MADE IN ITALY





**Antica Ceramica Rubiera S.r.l.**

Via Salvaterra, 18/A - 42048 Rubiera (RE) - ITALY

Tel. +39 0522 628841 - Fax +39 0522 628976

[www.anticaceramica.it](http://www.anticaceramica.it) - [info@anticaceramica.it](mailto:info@anticaceramica.it)

Seguici su:  

OHSAS 18001  
GREENGUARD - UPEC  
UNI EN ISO 14021:2016  
EN ISO 50001:2011  
EN ISO 9001:2008  
EN ISO 14001:2004

